


Version for preservation

New

Let's reduce waste by half!

Acceptable Ways to separate and dispose of garbage and recyclables



Meguru-kun

I'm named after the basic concept of recycling – "Circulate and return" ("meguru" in Japanese).

Kyoto City aims to reduce the annual amount of garbage to 390,000 tons (FY 2020), less than half than the amount in the peak period. Now that the pace of reduction has been slowing, we ask for your cooperation in further decreasing the amount of waste!



Kogomi-chan (Bioplastic version)

I'm named *Kogomi* (small garbage) as a reminder to "Reduce waste as if you are losing weight."

京都市

Environmental Policy Bureau
Issued in March 2019



京都市
CITY OF KYOTO

Read this first



Rules of discarding garbage



Common rules on garbage collected regularly in Kyoto City

Rule 1: Use Kyoto City's designated plastic bags for household garbage

Kyoto City has introduced its own designated paid plastic bags. There are two types of designated bags: one for combustible garbage and one for recyclables.



Use this yellow bag for **combustible garbage!**



Use this transparent bag for cans, glass bottles, PET bottles, plastic containers and packages!

⚠️ **Garbage discarded using bags other than the designated ones will not be collected, and will be marked with a "Non-acceptable" sticker.**

⚠️ For small metal objects and spray cans, use transparent bags through which the contents can be seen. Do not use city-designated paid bags.

⚠️ Apartment buildings for which private contractors collect garbage may have different rules from those of Kyoto City. Please confirm arrangements with the administrator of your apartment building. **P13, P14**

Rule 2: Thoroughly separate types of garbage before discarding

Household garbage is classified into various types from the standpoint of recycling. Separate and dispose of each type of garbage in the correct manner.

⚠️ **Garbage bags including unsuitable items will not be collected and will be marked with a "Non-acceptable" sticker.**

DO NOT put recyclable paper into **combustible garbage.**



Rule 3: Do not dispose of commercial waste

You cannot dispose of commercial waste from shops, offices or accommodation facilities as household garbage. Contact a disposal contractor licensed by Kyoto City or take such waste to the Incineration Plant of Kyoto City by yourself. **P20**

Rules you should follow when disposing of garbage

Leave garbage and recyclables at the designated pickup point in your community **by 8:00 a.m.** on collection days. Do not put them out on the previous night.



- ⚠️ If you put garbage out on the previous night, cats or crows may break open bags, and scatter the garbage.
- ⚠️ Regarding cans, glass bottles, PET bottles, plastic containers and packages, small metal objects and spray cans, leave them at a designated point marked by a "Recyclables pickup point" sign.

The weight of one bag should not be more than can be lifted with one hand, and you should discard about two bags at most per collection.

⚠️ If you dispose of too much garbage at one time, it may create an obstruction to passage or make it impossible for all garbage to be collected that day. Please cooperate with the planned disposal.



Please tie each bag tightly before putting it out.



For the aged or disabled who have difficulty in disposing of garbage

As a part of livelihood support, we implement "Heartful collection," visiting homes to collect garbage from the door. For more information, please contact a Ward Beautification Office, or a Counter for Ecological Activities in a Ward Office or Ward Branch Office. Refer to the back cover for contact information.



■ Quick search for garbage classification and collection points for recyclables. ■ Check here too!

Kogomi Net: Kyoto City website for comprehensive information on garbage reduction, classification, and recycling
<http://kyoto-kogomi.net>

Waste reduction by half campaign, Kyoto City
Kogomi App.



How to separate and dispose of garbage and recyclables that are collected regularly 03



Cans, glass bottles and PET bottles..... 03

Cans and glass bottles for foods and beverages, PET bottles for beverages, alcohol and soy sauce, etc.



Plastic containers and packages..... 05

Trays, bottles, bags, cups, caps, cushioning materials, etc.



Small metal objects and spray cans 07

Metal objects about 30 cm or less in length, such as pots and kettles, etc.; spray cans



Combustible garbage..... 08

Raw garbage, plastics other than containers and packages, non-recyclable paper, glass, etc.

Ways to dispose of recyclables other than regular collection..... 09



Recyclable paper 09

Newspaper, cardboard, food and drink cartons, miscellaneous paper waste (paper bags, wrapping paper, paper boxes, envelopes, postcards, fliers, brochures, etc.)



Other ways that recyclables are collected 11

Community collection services, Market collection services, Recyclables collection facilities, and Mobile collection services

How to separate and dispose of garbage and recyclables for residents in apartment buildings where private contractors collect garbage..... 13

Where recyclables go 15

Rules you should know concerning disposal of garbage..... 17



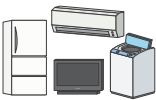
How to dispose of oversized garbage..... 17

Oversized garbage such as chests of drawers, tables, and bicycles



Carrying in garbage to Incineration Plants 18

How to carry in garbage to the Incineration Plant of Kyoto City



What is NOT collected in Kyoto City..... 19

Four types of home appliances (televisions, air conditioners, refrigerators/freezers, and clothes washers/dryers), personal computers, commercial waste, etc.

Other efforts..... 21



Collection of dead animals such as dogs and cats, collection of human excrement, beautification activities, scattered garbage, etc. 21



Efforts by private businesses..... 22

Collection of personal computers and other small home appliances via parcel delivery services, recycling of trimmed tree branches, etc.

Practice of lifestyle that doesn't create garbage 23


Garbage classification dictionary You can search for information on how to separate and dispose of garbage by item, in alphabetical order..... 26

How to separate and dispose of garbage and recyclables that are collected regularly

Regarding garbage and recyclables that Kyoto City collects regularly on a weekly (or monthly) basis, their types and acceptable ways to separate and discard are described below.

Cans, glass bottles and PET bottles

Cans and glass bottles for foods and beverages, PET bottles for beverages, alcohol and soy sauce, etc.



* Put cans, bottles and PET bottles together in the same bag.

Suitable way to discard

1 Empty cans or bottles and rinse inside.

2 Discard without crushing.

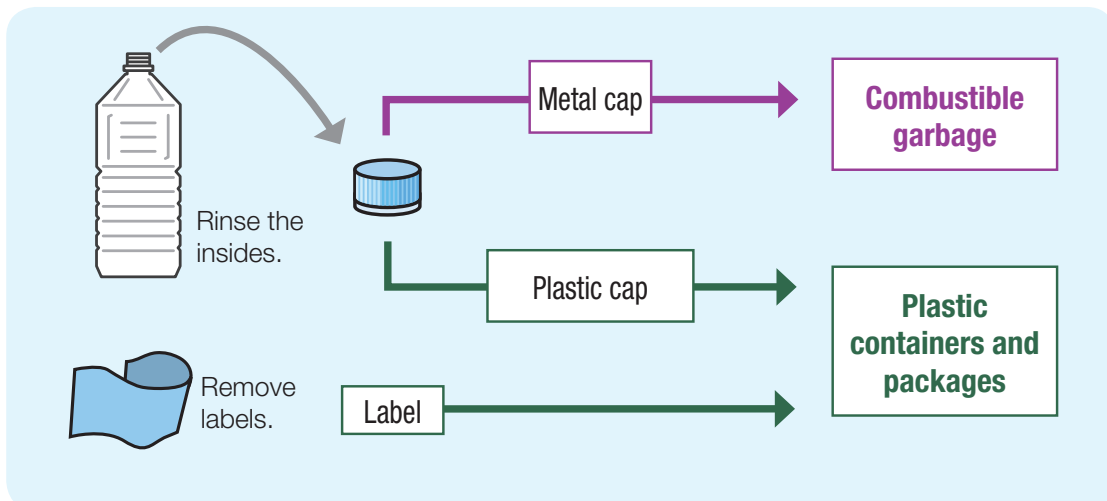
⚠ Crushed cans or PET bottles cannot be sorted out by machines when recycling. Discard them as they are without crushing or breaking.

3 Do not put foreign matter inside these items!

⚠ Do not discard with foreign matter such as cigarette butts or nails left inside.

4 Remove caps and labels from glass bottles and PET bottles.

⚠ Dispose of plastic labels as in “Plastic containers and packages.” Regarding caps, dispose of metal ones as “Combustible garbage” and plastic ones as “Plastic containers and packages.”



The items below are collected as different recyclables or garbage. Check for recycle marks before separating.

<p>Reusable bottles Among reusable bottles, beer bottles and 1.8-liter bottles (issho-bin in Japanese) with one of the following symbols</p> 	<p>To Collection at city-designated facilities P12</p>
<p>Plastic containers for sauce, mayonnaise, salad oil, edible oil, kitchen detergent, shampoo, etc.</p> 	<p>To Plastic containers and packages P05</p>
<p>Bottles for cosmetics Cans for foods (sweets, snacks, etc.) and beverages</p>	<p>To Cans, bottles, and PET bottles</p>
<p>Cans other than food and beverage cans (Excluding cans for paints and machine oils. Cans about 30 cm or less in length.)</p>	<p>To Small metal objects and spray cans P07 * <i>Ittokan</i>, or 18-liter square can is classified as Oversized garbage.</p>
<p>Spray cans and cassette gas cylinders (emptied) *Remove plastic caps and nozzles. Discard removed caps and nozzles as Plastic containers and packages.</p> 	<p>Discard as Small metal objects and spray cans, without making holes. P07</p>
<p>Bottles that contained agricultural chemicals or powerful medicine, broken bottles</p> 	<p>To Combustible garbage P08 Wrap broken items with thick paper, etc., and place them in the center of a garbage bag.</p>
<p>Light bulbs (including broken ones) *Unbroken fluorescent lamps are collected at city-designated facilities. LED bulbs are discarded as combustibles. P12</p> 	
<p>Cans for paints and machine oils (emptied)</p>	<p>To Combustible garbage P08 * <i>Ittokan</i>, or 18-liter square can is classified as Oversized garbage.</p>
<p>Tableware made of heat-resistance glass; cooking utensils, etc.</p>	<p>To Combustible garbage P08</p>

Unauthorized removal of cans, bottles and PET bottles, as well as oversized garbage that are discarded as household garbage, is prohibited by a Kyoto Municipal Ordinance.



Plastic containers and packages



Recyclables
Collected **ONCE** a week
Use the designated transparent garbage bag for recyclables.

Trays, bottles, bags, cups, caps, cushioning materials (such as Styrofoam), etc.



Plastic containers and packages indicate items that contain commercial goods and become unnecessary after these goods are taken out. Plastic containers and packages bear a ♻️ mark. (Items with no ♻️ mark or plastic products are classified as **Combustible garbage**. P08)

Suitable way to discard

1 Use a different bag from the one for cans, glass bottles and PET bottles!

⚠️ Although the same designated bag for recyclables is to be used, be sure to separate plastic containers and packages from **cans, bottles and PET bottles**, and use different bags for them.

2 Empty the contents and remove stains before discarding.

⚠️ When the stain is stubborn and unremovable, discard as **combustible garbage**.

3 Do not put foreign matter inside waste items!

⚠️ Injection needles, edged tools, lighters or spray cans may cause accidents. Do not put them inside.

4 Try to use tray collection services at stores.

⚠️ Concerning food trays for meat and seafood, please cooperate with the collection system at supermarkets where purchased, if possible.



NEWS Workers may be injured while sorting garbage due to hazardous objects contained in it!

Because workers remove foreign matter by hand, home medical equipment such as injectors and knives contained in garbage bags have caused injuries.

We ask for your cooperation in discarding waste in an appropriate manner.



Foreign matter disposed of in "Plastic containers and packages"

Points for separation



mark? **Yes** → Plastic containers and packages
No → Combustible garbage

Does the plastic item bear the

Items that can be confused with plastic containers and packages


Items made of materials other than plastic

Disposable aluminum containers for *nabeyaki-udon* (noodle stew), etc.



Products themselves

Plastic hangers, plastic chopping board, plastic toothbrushes, plastic brushes, plastic toys (excluding battery-powered toys), etc.



Items that do not become unnecessary when their contents are removed

* You can take cases for CDs and DVDs with their contents left inside to city-designated collection facilities as memory media. **P12**



Especially confusing items

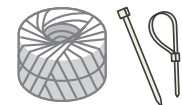
Cleaning bags

Not classified as plastic containers and packages, as they are not product packages.



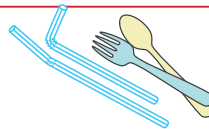
Packing strings, banding bands

Not classified as plastic containers and packages, as they are not part of the packing product itself.



Straws provided with packaged beverages

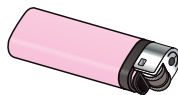
Not classified as plastic containers and packages, as they are attached to products.



To Combustible garbage **P08**


⚠ Take special care in separating the following items. ⚠

Lighters



Disposable lighters: To Collection services at city-designated facilities. **P12**
 Other type of lighters: Empty the contents and discard them as Combustible garbage. **P08**

Spray cans



Do not make holes in spray cans: To Small metal objects and spray cans. **P07**
 Plastic caps and nozzles: To Plastic containers and packages. **P05**
 * If contents are left in spray cans, empty them in an outdoor place where there is no fire. Do not make holes in spray cans.

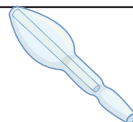
Medical equipment

Items with needles such as injectors or injection needles.



Make sure to return them to medical institutions or drug stores where they were provided.

Plastic items such as bags, tubes and catheters



To Combustible garbage **P08**

Edged tools such as knives, box-cutters and scissors



To Collection services at city-designated facilities. **P12**
 *If it is difficult to take them to the city-designated facilities, wrap them up in thick paper to prevent danger, put them in the center of the garbage bag, and discard as combustible garbage.

⚠ Batteries and electric appliances can possibly ignite or explode in waste processing machines at facilities. Accidents have occurred that could have led to fire from fumes or ignition. Please bring batteries and small electric appliances to city-designated recyclable collection facilities.

Small metal objects and spray cans

No need to use Kyoto City's designated paid plastic bags.

Collected **ONCE** a month

Use a transparent bag and label it "Metal" or write "Metal" on the bag.



Metal objects about 30 cm or less in length such as pots and kettles



Suitable way to discard

1 Be sure to empty the contents. Do not make holes in spray cans!

⚠ Unemptied spray cans and cassette gas cylinders may cause a fire. Making holes in them for degassing may incur the risk of explosion.

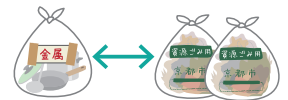
*For safe disposal of unemptied items, see the website of the Aerosol Industry Association of Japan <http://www.aiaj.or.jp/> (in Japanese).

⚠ Remove plastic caps and nozzles and discard them as Plastic containers and packages.

2 Remove grease!

3 Make sure of location of pickup points.

⚠ Wastes are collected by type. When "Cans, glass bottles and PET bottles," "Plastic containers and packages" and "Small metal objects and spray cans" are collected on the same day, leave them at a little distance from each other.



Points for separation

Cans other than food and beverage cans (Excluding cans for paints and machine oils. Cans about 30 cm or less in length.)	Small metal objects and spray cans
Enameled cooking utensils (about 30 cm or less in length)	
Cans for foods and beverages	To Cans, glass bottles and PET bottles. P03
Hangers	*In the case of hangers provided by a cleaner, confirm if they are returnable. If not, discard them as Combustible garbage. P08
Glass lid for a pot, etc.	To Combustible garbage. P08

Items below cannot be collected as small metal objects and spray cans.

Objects that may cause problems in collection or disposal.	
Batteries, cassette gas cylinders, fire extinguishers, etc.	Consult dealers or manufacturers.
Medical equipment such as injectors or injection needles	Make sure to return them to the medical institutions or drug stores where they were provided.
Edged tools such as knives, box-cutters and scissors	To Collection services at city-designated facilities P12 * If it is difficult to take them to the city-designated facilities, wrap them up in thick paper to prevent danger, put them in the center of the garbage bag, and discard as combustible garbage.
Heavy objects such as iron dumbbells	To Oversized garbage P17
Large objects such as stoves or steel-made shelves (more than 30 cm in length)	

Combustible garbage

Separate recyclables, and what remains will be **combustible garbage**.

Raw garbage, plastics other than containers and packages, non-recyclable paper, glass, etc.

Paper is recyclable. Please separate properly! **P09**



Raw garbage



Plastics other than containers and packages



Non-recyclable paper



Combustible garbage
Collected **twice** a week
Use the designated yellow garbage bag for combustibles.



Glass

Suitable way to discard

1 Separate and reduce **combustible garbage**!

There are many items in **combustible garbage** that can be recycled. Change how and where you dispose of them, and be economical as well as friendly to the environment.



Be sure to check whether or not items are recyclable before discarding.



Paper **P09**

Paper accounts for about 30 percent of **combustible garbage**. Please recycle properly.



Used clothing **P11**

Take outgrown clothes to flea markets or recycling companies.



18 recyclable items such as cartons, dry batteries, reusable bottles, fluorescent lights, and waste cooking oil for tempura, etc. **P12**

These recyclables are collected at city-designated facilities.

2 Drain any excess liquid from raw garbage before discarding!

About 80 percent of raw garbage is liquid. Drain any excess liquid from raw garbage before putting it in a trash box or a garbage bag.



3 Double-bagging is prohibited in principle!

Do not double-bag garbage unless it is necessary (e.g., disposing of dirty items such as raw garbage and diapers).



4 Wrap glass in thick paper!

Glass can be hazardous when garbage is collected. Wrap it up in thick paper and put it in the center of a garbage bag.



5 Use water to soak anything that may cause a fire!

Soak matches or cigarette butts in water before discarding. Regarding lighters, fully use up their fuel and soak them in water before discarding.



NEWS Fire in a garbage truck!

This fire was caused by an explosion in a garbage truck due to unemptied lighters and cassette gas cylinders mixed in with garbage!



- Fully use up lighters and cassette gas cylinders before discarding them.
- Soak in water any item that may cause a fire before discarding it.
- Dispose of cassette gas cylinders with "**Small metal objects and spray cans.**"

NEWS An accident while collecting garbage!

A sanitary worker's hand was injured by an unwrapped edge tool disposed of in a garbage bag.

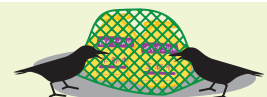
- In the case of hazardous objects such as scissors, knives, and broken dishes/bowls/ceramics, use collection services at the city-designated facilities whenever possible. **P12** When that is difficult, wrap them up in thick paper, put them in the center of a garbage bag, and discard them as **combustible garbage**.

*It is not acceptable to break down oversized garbage to discard it as combustible garbage.

Use bird net

In order to prevent crows or wind from scattering garbage, the city makes bird nets available for its designated garbage pickup points (approximately every five households or more) at no charge.

For more information, please contact a Counter for Ecological Activities in a Ward Office or Ward Branch Office, or a Ward Beautification Office. Refer to the back cover for contact information.



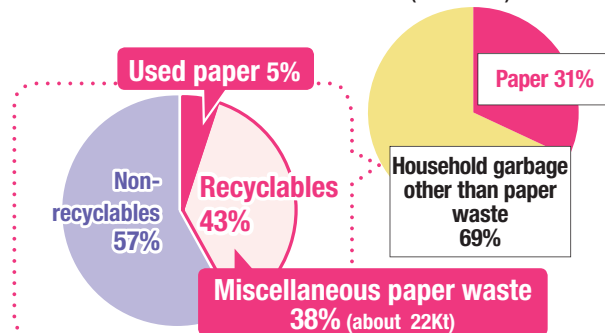
Ways to dispose of recyclables other than regular collection

The key to waste reduction is separation and recycling. Items that can be recycled are introduced below.


Recyclable paper

About 30 percent of combustible garbage discarded from households is paper, and miscellaneous paper waste accounts for nearly half of it, 46% (about 32K tons per year)! Among which, miscellaneous paper waste accounts for 38% (about 22K tons per year in FY2017)! By working on recycling, it is possible to reduce Combustible garbage even further!

FY2017
Breakdown of Combustible garbage (about 190Kt)



<According to research results by Kyoto City in FY2017>



Some paper items are not suitable for recycling. Be sure to confirm whether items are recyclable or not before discarding.

Recyclable paper

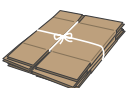
Separate recyclable paper and put in a paper bag by type.

Newspaper



Use community collection services or waste paper collectors

Cardboard



Use community collection services or used paper collectors

Cartons



Use collection services at supermarkets

You can also bring them to recyclables collection facilities. **P12**

Miscellaneous paper waste

Recyclable paper other than the three types shown on the left!

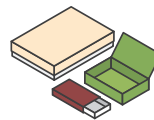
Fliers, brochures



Magazines



Paper boxes



Envelopes, post cards



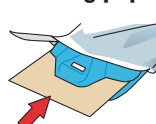
Wrapping paper



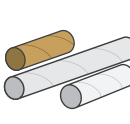
Paper bags



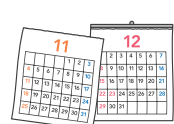
Backing paper, drawing paper



Paper cores



Calendars



Memo pads, copy paper, shredded paper



⚠ Delete personal information whenever possible.

⚠ Remove materials other than paper, such as plastic and cloth.

Non-recyclable paper

Dispose of the paper items below as combustible garbage, as they may have harmful effects on recycled products. **P08**



Waterproof paper



Thermal paper, light-sensitive paper (photo paper, fax paper, etc.)



Coated paper



Ink-jet printing paper for photos



Paper bonded with items other than paper



Paper with adhesives such as tape



Press-sealed postcards




Carbon paper, pressure sensitive copying paper



Paper with aroma



Paper hard to dissolve in water (Kleenex, paper towels, etc.)



Thermosensitive foamed sheet (Braille paper)



Paper stained with food or oil

How to dispose of “miscellaneous paper waste”

Separate miscellaneous paper waste, put it in a **paper bag**, and discard.

*If you have no paper bags, you can tie the miscellaneous paper waste with string or put it in a colorless or white translucent bag.



Flatten large items such as paper boxes to make them less bulky.



Small paper items are also miscellaneous paper waste. Make sure they do not scatter.



Make positive efforts to separate miscellaneous paper waste!



Dispose of miscellaneous paper waste as shown below

1 Use your local community collection services.

You can use “community collection services” **P11** led by a neighborhood association or a group of neighbors. Please contact your local community (neighborhood associations, management associations, etc.) for collection dates and locations.



2 Use waste paper collectors.

Waste paper collectors, identified by a sticker confirming that they collect miscellaneous paper waste (collectors supporting recycling), go around the city collecting waste paper. If a collector without such a sticker comes to collect waste paper, consult with them.

[collectors supporting recycling](#) [Search](#)



If it is difficult to use the above collection services...

3 Discard at the same pickup points on the same day as “Small metal objects and spray cans” are collected.


It is possible to leave miscellaneous paper waste at the same pickup points on the same day as “small metal objects and spray cans” **P07** are collected. When “small metal objects and spray cans” and other recyclables are collected on the same day, leave them at a little distance from each other. (We appreciate your understanding and cooperation.)

*Please note that collection may be later than other garbage.

*Put paper waste in a transparent bag or similar container so it does not scatter, especially when it rains. (The weight of the bag should not exceed the limit that can be managed by one hand.)

*In addition to **1 - 3** above, you can take such items to the city-designated recyclable collection facilities. **P12**

[recyclables collection map](#) [Search](#)



For more information about miscellaneous paper waste, please contact a Counter for Ecological Activities in a Ward Office or Ward Branch Office, a Ward Beautification Office or the City Beautification Section (Refer to the back cover for contact information).

Other ways that recyclables are collected

Kyoto City collects recyclables at various locations in various ways and recycles them.



For the collection sites, dates and items of Community collection services, Market collection services, and Recyclable collection facilities introduced here, see the recyclables collection map.

[recyclables collection map](#) [Search](#)

If you do not have Internet access, please contact a Counter for Ecological Activities in a Ward Office or Ward Branch Office.

Community collection services

In order to support voluntary efforts by citizens toward waste reduction and recycling activities, Kyoto City aids communities that collect recyclables as a group (e.g., neighborhood associations, condominiums, etc.).

● If you would like to newly start a community collection service, please contact a Counter for Ecological Activities in a Ward Office or Ward Branch Office.

*If you are an owner or a management company of a condominium, please contact the City Beautification Section.



Market collection services

Some groups collect recyclables at parking lots of commercial facilities, etc. so that anyone can feel free to carry them in.



Collection items differ depending on groups. Check out the recyclables collection map.



Items for Community collection services and Market collection services

<p>Newspaper, Cardboard</p>	<p>Miscellaneous paper waste</p>	<p>Used clothing</p>	<p>Cans</p>	<p>Glass bottles *One-way bottles only (Bottles that are not made for reuse)</p>	<p>Other items including PET bottles and small metal objects</p>
------------------------------------	---	-----------------------------	--------------------	---	---

*Some items cannot be collected, depending on the collecting group.

Collection of used clothing

Some used clothing cannot be collected. Separate properly before carrying in.

Acceptable clothing

 Used clothing	 Used fabric	 Towels	 Yukata (cotton kimono for summer)
 Skirts	 Children's clothing	 Socks	 Jeans

Types of non-acceptable used clothing









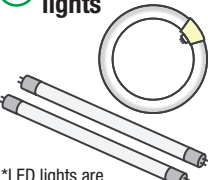
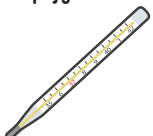








Dirty clothing, wet clothing, carpets, mattresses, sneakers, slippers, toilet seat covers, electric blankets, cloth scraps, stockings, cloth used for pets, curtains, futon (bedding), etc.

*Collection items may differ, depending on collection companies.

Collected used clothes are reused as secondhand clothing or recycled into industrial waste (rag for wiping machines) and felt.



Collection at city-designated facilities (18 items)

① Newspaper, cardboard 	② Miscellaneous paper waste (paper boxes, wrapping paper, etc.) 	③ Cartons 	④ Waste cooking oil for tempura 	⑤ Used clothing (used clothes, cloth, etc.) 	⑥ Dry batteries 
⑦ Button batteries  <small>*Insulate batteries by sealing battery terminals with tapes or in other appropriate ways.</small>	⑧ Rechargeable batteries (small secondary batteries)  <small>*Insulate battery terminals.</small>	⑨ Fluorescent lights  <small>*LED lights are combustibles.</small>	⑩ Mercury thermometers, mercury sphygmomanometers 	⑪ Small home appliances (Smaller than H: 30cm x W: 40cm x D: 40cm) 	⑫ Memory media (CDs, videotapes, etc.) 
⑬ Ink cartridges 	⑭ Reusable bottles (Isshō-biri or sake bottles of 1.8 liters, and beer bottles) 	⑮ Edged tools (knives, scissors, etc.) 	⑯ Disposable lighters 	⑰ Ceramics  <small>*Mobile collection services</small>	⑱ Trimmed tree branches (Trimmed tree branch, fallen leaves)  <small>*Collect once a month as a recycling model project. *Mobile collection services</small>

* ⑨ LED lights are not collected at city-designated facilities. Wrap them up in thick paper to discard them as Combustible garbage.

* ⑪ Home appliances that are larger than H:30 cm x W:40 cm x D:40 cm are classified as Oversized garbage (excluding four types of home appliances [televisions, air conditioners, refrigerators/freezers, and clothes washers/dryers]; personal computers; and kerosene stoves).

* ⑱ Trimmed tree branches are collected once a month at a Recyclables pickup point as a recycling model project. Please confirm the details on the Kyoto City website.

These recyclables are collected at the sites below.

● **Recyclables collection facilities** (Collect ① - ⑯ above. *Some items cannot be collected, depending on collection facilities.)

Recyclables are collected at Counters for Ecological Activities in Ward Offices or Ward Branch Offices, Ward Beautification Offices, Kamigyo Recycle Station, and cooperating stores in Kyoto City. Collection items and dates differ, depending on collection facilities. Ask a Counter for Ecological Activities in a Ward Office or Ward Branch Office or refer to the recyclables collection map in advance. [recyclables collection map](#) [Search](#)

Kamigyo Recycle Station

Address: 100 Kainokami-cho, Aburanokoji-Higashiiru, Nakadachiuri-dori, Kamigyo-ku, Kyoto City

Business hours: 9:00 a.m.–5:00 p.m. (on weekdays, Saturdays, Sundays and holidays)

*Closed for year-end and New Year holidays

Contact: City Beautification Section Tel. 075-213-4960



● **Mobile collection services** (Collect ①~⑱ above and “harmful or hazardous wastes (*”)”)

We go to accessible places such as schools and parks, and collect recyclables every year, and harmful or hazardous waste such as petroleum every other year based on previous school districts. For collection dates and locations, please see fliers circulated in your area. You can find this information in the Citizen’s Newspaper (Ward version) or on Internet, depending on the scale.

[mobile collection services](#) [Search](#)

(*) “Harmful or hazardous wastes” are the following four items:

① Petroleum, ② Medical and pharmaceutical products, agrochemicals ③ Chemicals, coating materials, wax, paint, ④ Detergent




Should you have any questions, please contact a Counter for Ecological Activities in a Ward Office or Ward Branch Office.

How to dispose of garbage, for residents of apartment buildings from which private contractors collect garbage.

Some apartment buildings in Kyoto City need daily or night-time garbage collection. For such apartment buildings, private contractors collect garbage for the city. In this case, use colorless or white translucent bags instead of the city-designated paid bags.

Even when waste collection is conducted by private contractors, **garbage should be sorted out by type in accordance with the Kyoto City rules on garbage separation.**



If you live in an apartment building, etc., from which private contractors collect garbage, use **colorless or white translucent bags** for garbage disposal.



Do not use the city-designated paid bags.

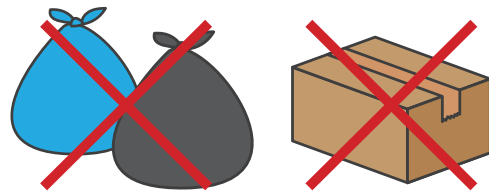
◎ Usable bags

Use strong colorless or white translucent bags. "Translucent" here means that newspaper sheets placed in the bag should be legible from the outside. You can use commercially available bags sold at supermarkets as long as they are transparent.



× Unusable bags

Do not use bags colored black or blue, or cardboard boxes. You cannot use the designated paid garbage bag for combustibles (yellow bag), either.



Be sure to separate "Recyclable paper," "Cans, glass bottles and PET bottles," "Plastic containers and packages," and "Small metal objects and spray cans."

Even when garbage collection is conducted by private contractors, make sure to separate the recyclable items mentioned above from other Combustible garbage before disposal.

⚠ About Caution sticker

If the rules are not followed (e.g. garbage is not put into a transparent bag or not separated adequately, or oversized garbage is mixed in), collection contractors put a caution sticker on the garbage bag and leave it at the collection site.



Why aren't the city-designated paid bags used when private contractors collect garbage?

The cost of city-designated paid bags includes the charge for disposing of garbage, which is already included in collection charges by private contractors. Using city-designated paid bags means the city gets paid twice for disposal. Therefore, residents of apartment buildings from which private contractors collect garbage should use colorless or white transparent bags instead of city-designated paid bags.

How to separate and dispose of garbage

Ways to separate and discard garbage differ among apartment buildings. For example, some buildings entrust only Combustible garbage collection to private contractors. **Be sure to ask the management company of your apartment building for the rules on how to discard garbage.** Recyclables other than those listed below are also collected at community collection services. We ask for your cooperation in waste separation and collection to promote the recycling of limited resources. **P11, P12**

Recyclables

Be sure to separate “Recyclable paper,” “Cans, glass bottles and PET bottles,” “Plastic containers and packages,” and “Small metal objects and spray cans”!

Recyclable paper

Newspaper, cardboard, food and drink cartons, miscellaneous paper waste (fliers, brochures, magazines, paper boxes, envelopes, wrapping paper, paper bags, etc.)



Separate recyclable paper, put it in a paper bag by type, and discard in either way below.

- Use community collection services.
- Use waste paper collection traders. **P10**
- Carry in to the city-designated collection facilities. **P12**

Cans, glass bottles and PET bottles

Cans for foods and beverages, glass bottles for foods and beverages, PET bottles for beverages and soy sauce, etc.



1 Remove caps and labels from PET bottles!

⚠ Discard removed plastic caps and labels as “Plastic containers and packages.”

2 Empty cans or bottles and rinse inside.

3 Do not put foreign matter such as cigarette butts or nails inside.

4 Separate caps from bottles. **P03**

⚠ Discard metal caps as “Combustible garbage” and plastic caps as “Plastic containers and packages.”

Plastic containers and packages

Trays, bottles, bags, cups, caps, cushioning materials, etc.



1 Wipe or rinse stains.

2 If a stain is stubborn and unremovable, discard the item as Combustible garbage.

3 Do not put foreign matter inside items. **P05**

Small metal objects and spray cans

Metal objects about 30 cm or less in length such as pots and kettles, etc.



1 Empty spray cans. Do not make holes in them.

2 Remove grease. **P07**

Combustible garbage

Separate recyclables, and what remains will be combustible garbage. **Separate thoroughly before discarding.**

Raw garbage, plastics other than containers and packages, non-recyclable paper, broken glass, etc.



1 Drain any excess liquid from raw garbage before discarding.

2 Do not double-bag garbage unless it is necessary (e.g. disposing of dirty items such as diapers).

3 Hazardous objects such as glass or edged tools can be dangerous when collected. Wrap them up in thick paper and put them in the center of the garbage bag.

4 Use water to soak any item that may cause a fire. **P08**

Oversized garbage

Furniture such as tables and chests of drawers



Follow the rules of your apartment building, etc. for the disposal of oversized garbage.

Other ways to discard Ask Kyoto City Large Trash Collection Center. **P17**

Carry into Incineration Plants. **P18**































Detailed rules including collection dates and places differ depending on apartment buildings.

Please contact the management company of your apartment building for details.

For the basic separation rules, please contact the Waste Reduction Promotion Section. **TEL 075-213-4930**

Where recyclables go

Recyclables collected by regular collection services or at city-designated facilities are properly processed and recycled in various forms and reused.

Types of recyclables	Recycling process flow	Recycled and Reused!
Cans, glass bottles and PET bottles 	 Collect regularly → Sort at Recycle Center → Hand over or sell to recycling companies  	(Aluminum cans) Aluminum cans, car parts, etc. (Steel cans) Steel cans, ferrous materials, etc. (Glass bottles) Glass bottles, roadbed materials, etc. (PET bottles) Shirts, egg cases, etc.
Plastic “containers” and “packages” 	 Collect regularly → Remove foreign matter and press-pack at intermediate process facilities → Hand over to recycling companies  	Plastic fences, benches, etc.
Small metal objects and spray cans 	 Collect regularly → Separate aluminum and iron at the South Incineration Plant → Sell to recycling companies  	Reinforcing steel, steel frames, etc.
Newspaper, cardboard, miscellaneous paper waste (paper boxes, wrapping paper, etc.) 	 Collect → Recycling plants → Paper manufacturers  	Recycled paper, cardboard, etc.
Cartons 	 Collect → Recycling plants → Paper manufacturers  	Toilet paper, Kleenex, etc.
Waste cooking oil for tempura 	 Collect → Process at Kyoto Municipal Waste Edible Oil Fuel Production Facility 	Biodiesel fuel (used for garbage trucks and city buses)
Used clothing 	 Collect → Hand over to textile wholesalers or exporters → Hand over to waste (industrial rag) manufacturers  	Secondhand clothing (exported abroad), etc.
Dry batteries, button batteries 	 Collect → Sort and process at recycling companies 	Iron products, manganese, zinc, mercury, etc.

Types of recyclables	Recycling process flow	Recycled and Reused!
Rechargeable batteries 	Collect → Sort and process at recycling companies	Rechargeable batteries (nickel-cadmium batteries, etc.), stainless products, magnets, etc.
Fluorescent lights, mercury thermometers and mercury sphygmomanometers 	Collect → Sort and process at recycling companies	Glass, aluminum, mercury, etc.
Small home appliances 	Collect → Sort and process at recycling companies	Gold, silver, copper, rare metal, etc.
Memory media (CDs, videotapes, etc.) 	Collect → Shred at recycling companies	Plastic parts recycled for use as chemical fuel or industrial boiler fuel
Ink cartridges 	Collect → Sorting workplaces → Home appliance manufacturers	Reuse (cartridges), reprocessed resin materials, etc.
Reusable bottles 	Collect → Sort and wash at Kyoto Glass Bottle Wholesaler Cooperative	Reuse (<i>Issho-bin</i> or sake bottles of 1.8 liters, and beer bottles)
Edged tools 	Collect → Sort and process at recycling companies	Iron, stainless products, etc.
Ceramics 	Collect → Shred at recycling companies	Aggregates, roadbed materials, etc.
Trimmed tree branches (Branches and leaves; fallen leaves) 	Collect → Shred at recycling companies	Compost fuel chips

(Reference) **Combustible garbage**

Collect regularly

After incineration of Combustible garbage at Incineration Plants, the ash is used as landfill at Ecoland Otowa-no-Mori.*
 *Some is used for landfill at Osaka Bay Broad Area Disposal Station.

Incineration energy is used to supply (sell) electricity.

03 Cans, bottles, PET bottles/ Plastic containers and packages

07 Small metal objects and spray cans/ Combustible garbage

09 Recyclable paper

11 Other ways that recyclables are collected

13 For residents of apartments from which private contractors collect garbage

15 Where recyclables go

17 How to dispose of oversized garbage/ Carrying in package to Incineration Plants

19 What is NOT collected in Kyoto City

21 Other efforts

23 Practice of lifestyle that doesn't create garbage


Rules you should know concerning disposal of garbage

The ways to dispose of oversized garbage, carrying in garbage to Incineration Plants, and non-collectible items are explained below.

How to dispose of oversized garbage

It is possible to dispose of furniture and home appliances (excluding four types of home appliances - televisions, air conditioners, refrigerators/freezers, clothes washers/dryers - and personal computers), which are not collected regularly, by applying for collection at Kyoto City Large Trash Collection Center.

*You can take them to Incineration Plants directly. **Right page**

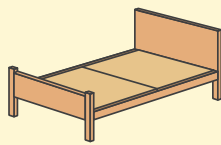


Examples of collection items

Chests of drawers



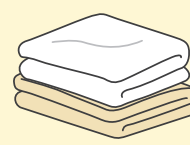
Beds



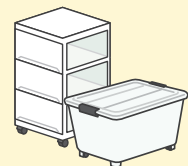
Bicycles



Futon



Clothes cases



Flow of discarding oversized garbage

Fees range from **400 yen to 3,200 yen** depending on the item or size.



1 Apply for collection at Kyoto City Large Trash Collection Center.

☎ **0120-100-530** (Toll free)

From cell phones:

☎ **0570-000-247** (Chargeable call)

*Users of flat-rate mobile phones/IP phones, toll free telephones or other discount communication services: Contact: Tel: **075-330-6100**.

Business hours: 8:30 a.m.–4:30 p.m. every day
(excl. year-end and New Year holidays)

- ⚠ Open on weekends and national holidays.
- ⚠ You can ask just about fees.
- ⚠ For inquiries about Oversized garbage collection, please contact the Center for Clean Life Environment (Tel: 075-691-9376).

2 Confirm the collection date, fee, receipt number, and pickup point.

Provide your address, name, phone number, type of garbage item to be discarded, quantity, size, and weight. After asking about these, we will inform you of the collection date, fee, receipt number, and pickup point.

- ⚠ Some items cannot be collected.
Items designated by Home Appliance Recycling Act P19
Hazardous objects P20
Waste from business activities P20

- ⚠ Pickup points are on streets that are accessible by a garbage truck.
- ⚠ Collection dates differ, depending on the area.
- ⚠ It takes about a week from application to collection.

3 Purchase oversize garbage collection fee tickets (stickers).

Purchase stickers for the fee (400 yen per sticker) at your nearest convenience store or Counters for Ecological Activities in Ward Offices or Ward Branch Offices.

4 Discard garbage.

Write the collection date and receipt number or your name on the oversize garbage collection fee tickets (stickers), attach them in easily visible positions on respective items, and leave the garbage at the designated pickup point by 8:00 a.m. on the collection day.

*If you request a private contractor to collect garbage, select a general waste disposal contractor licensed by the city. In this case, you need to pay the contractor for the collection service (you do not need to purchase oversize garbage collection fee tickets). **P20**

- ⚠ Keep the release paper of oversize garbage collection fee tickets (stickers) at hand until the garbage is collected.
- ⚠ Leave the garbage at the designated pickup point (street). Be careful to ensure that it does not cause any obstruction.
- ⚠ You do not need to witness the collection; however, Kyoto City may call you for confirmation.

⚠ It is not permitted to entrust garbage disposal to an unauthorized collection agent.

Carrying in garbage to Incineration Plants



The following two Incineration Plants accept oversized garbage:

Where to carry in

● South Incineration Plant

29 Hatsutanda, Yokooji, Fushimi-ku TEL 075-611-5362

● North East Incineration Plant

1339 Ichihara-cho, Shizuichi, Sakyo-ku TEL 075-741-1003

See the back cover for Incineration Plant location maps.

Waste reception hours and disposal fees

Common to both Incineration Plants

Reception hours	Monday-Friday (Second and fourth Saturdays of the month) 9:00 a.m. - Noon, 1:00 p.m. - 4:30 p.m. *Open on national holidays
Holidays	Sundays, First, third and fifth Saturdays of the month

Qty. to carry in	Waste disposal fees (/100 kg)
Up to 100kg	1,000 yen
101kg to 600kg	1,500 yen/100kg
601kg ~	2,000 yen/100kg

Before carrying in garbage

You need the “Application form for carrying in waste” (mark sensing sheet) prepared for respective Incineration Plants. As a rule, obtain an application form from one of the following places in advance, fill in the blanks with a pencil, and drive to the Incineration Plant. (If you cannot obtain the application form in advance, you can receive it at the Incineration Plant on the day that you carry in the garbage.) You will be required to show your driver’s license. * Incineration Plants accept garbage brought by the applicant on the application form only.

Where to obtain application forms	Incineration Plants, Facility Management Section, Ward Beautification Offices, Counters for Ecological Activities in Ward Offices or Ward Branch Offices, and some Sub Branch Offices. *Refer to the back cover for contact information.
--	--

Items with limits

Oversized garbage (hard objects)	Type	Limit
	Bicycle	Up to 5 per day
	Laundry pole	3m or less in length
	Spring mattress	Up to 3 per day
	Signboard (wooden panel)	2m x 2m or smaller
	Furniture	0.8m x 1.5m x 2m or smaller

Soft garbage	Type	Quantity limit per day	
		South	North East
	Futon	10/day	10/day
	Tatami (one tatami mat = 1 jo)	6/day	12/day
	Carpet	5/day	10/day
	Urethane mat	5/day	
	Picnic blanket	5/day	

Examples of items that are NOT accepted

Recyclable paper P09	Newspaper, cardboard, cartons, miscellaneous paper waste (fliers, brochures, magazines, paper boxes, envelopes, post cards, wrapping paper, etc.)
Hazardous objects that might explode P20	Containers of petroleum (gasoline, kerosene, thinner, etc.), batteries, combustible powder (aluminum, plastic), propane cylinders, cassette gas cylinders, chemicals, spray cans, fireworks, matches, lighters
Items designated by Home Appliance Recycling Act P19	Televisions (CRT-based, liquid-crystal, plasma display panel), refrigerators/freezers, air conditioners (including outdoor units), washers, clothes dryers, personal computers
Unbreakable objects	Tires, motorbikes, car parts, oil drums, pianos, electrical wires/copper wires, chains, wire ropes, motors and machine tools, safes, iron agglomerates, oil heaters, dehumidifiers, and bowling balls
Industrial waste P20	Waste from industrial activities such as cinders, sludge, waste oil, waste acid, waste alkali, waste plastic, scrap metal, glass waste, concrete waste, ceramic waste, debris, paper waste, wood waste, and waste textiles (Regarding paper waste, wood waste, and waste textiles, industrial waste means waste from limited businesses such as specific manufacturers or constructors.) * We ask for appropriate disposal handled by authorized private contractors.

Please ask an Incineration Plant for details.

03 Cans, bottles, PET bottles/ Plastic containers and packages

07 Small metal objects and spray cans/ Combustible garbage

09 Recyclable paper

11 Other ways that recyclables are collected

13 For residents of apartments from which private contractors collect garbage

15 Where recyclables go

17 How to dispose of oversized garbage/ Carrying in garbage to Incineration Plants

19 What is NOT collected in Kyoto City

21 Other efforts

23 Practice of lifestyle that doesn't create garbage

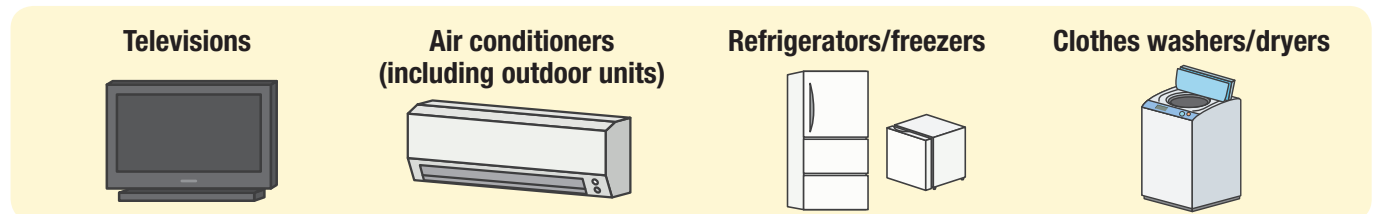
What is NOT collected in Kyoto City

Some items are not collected in Kyoto City from the standpoint of recycling requirements, danger in handling or harmfulness of items. Dispose of the following items properly as shown below.

Four types of home appliances

Televisions, air conditioners, refrigerators/freezers, and clothes washers/dryers cannot be disposed of as oversized garbage. You cannot take these items directly to Incineration Plants, either.

Items designated by the Home Appliance Recycling Act



How to recycle properly

- When requesting a pickup from “the store where you bought the product,” “the store where you are buying a new one” or “a nearby electric appliance store”*



If you do not remember which store you bought the product from, or the store is far away and pickup is difficult, request a pickup from a nearby electric appliance store.

Contact a Counter for Ecological Activities or a Ward Beautification Office for information on electric appliance stores that can pick up the above items.

- When carrying in an item directly to collection facilities designated by a home appliance manufacturer

Purchase “Electric Appliance Recycling Ticket” at a post office

*Confirm the fee with the manufacturer in advance

*Ticket fee = Recycling fee

Take the product to the designated collection site

Take the home appliance to discard together with the “Electric Appliance Recycling Ticket”

Designated collection sites

Shimazaki-Unso Co., Ltd.	57-4 Yokooji Rokutanhata, Fushimi-ku	TEL 075-604-6055
Nippon Express Co., Ltd. Kyoto Branch Rakunan Logistics Center	57-63 Kamitoba Shirogamae-cho, Minami-ku	TEL 075-681-9571
Miyama Unyu KK	43 Kisshoin Ishihara Donosiro-cho, Minami-ku	TEL 075-693-7757

Contact a manufacturer or the Electric Appliance Recycling Ticket Center for detailed information including recycling fees.

Electric Appliance Recycling Ticket Center  0120-319-640

*When you request a pickup from an electric appliance store, a transportation fee (which differs depending on the store) to the designated collection site is required in addition to a recycling fee.

Personal computers

Apply for the collection of personal computers directly at the reception desk of each manufacturer.

*If you have a PC main body and a display monitor made by different manufacturers, you need to apply to the respective manufacturers.

Laptop computers



Desktop computers



Contact for the introduction of respective manufacturers’ reception desks or the collection of PCs which are homebuilt or whose manufacturers no longer exist due to withdrawing from the business:

PC3R Promotion Association TEL 03-5282-7685 URL: <http://www.pc3r.jp>

Commercial waste

You cannot dispose of commercial waste from shopping malls, offices or accommodation facilities as household garbage. Commercial waste is classified into two types: general waste and industrial waste. (**P18**) We ask for appropriate disposal of these wastes through relevant disposal contractors, etc.

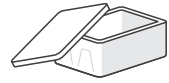
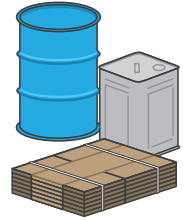
Regarding how to dispose of commercial waste, see “Guidebook for Proper Waste Management” posted on the Kyoto City website Kyoto Kogomi Net for business operators. (<http://kyoto-kogomi.net/business/>)

Contact information about general waste disposal: Kyoto Industrial Waste Association

TEL **075-691-5516**

Contact information about industrial waste disposal: Kyoto Industrial Waste Association (public corporation)

TEL **075-694-3402**



03 Cans, bottles, PET bottles/ Plastic containers and packages

07 Small metal objects and spray cans/ Combustible garbage

Requesting disposal from an unauthorized contractor...

May lead to illegal dumping. This breaches the Waste Disposal and Public Cleansing Act, and fines or imprisonment may be imposed. Take proper measures such as confirming the scope of business described on the license when concluding a contract for waste disposal.

Other non-acceptable garbage

You cannot take the following items to the city's Incineration Plants, either.

✗ Objects including harmful materials

Item	Where to consult/ How to discard
Rechargeable batteries (small secondary batteries)	Return them to a collection box at stores or use collection services at city-designated facilities.
Button batteries	
Car batteries (including motorcycle batteries)	Consult a dealer.
Chemicals such as powerful medicine or poison	
Agricultural chemicals (for gardening, etc.)	Consult a manufacturer or a dealer. *Some items are accepted by mobile collection services. P12
Injectors, injection needles	Return them to the medical institution or pharmacy where they were provided.

✗ Objects that may pose a risk in collection or disposal

Item	Where to consult/ How to discard
Petroleum	Consult a dealer.
Coating materials, solvents	*Some items are accepted by mobile collection services. P12
Gas cylinders	Consult a manufacturer or a dealer.
Fire extinguishers	The Japan Fire Extinguisher Manufacturers' Association disposes of fire extinguishers in cooperation with local dealers (specified agents). Please contact the Fire Extinguisher Recycling Promotion Center for details. Fire Extinguisher Recycling Promotion Center TEL 03-5829-6773 URL: http://www.ferpc.jp/ fire extinguisher recycling promotion center Search

Fire extinguishers are also collected via Yu-Pack (Japan Post's domestic parcel delivery service). In-advance application is required. Please contact the call center for exclusive use of Yu-Pack. ☎ **0120-822-306** *This service is not available to corporations.

✗ Objects that are significantly large in volume or weight

Item	Where to consult/ How to discard
Motor vehicles	Consult a dealer.
Tires	
Large-sized motors	
Pianos	Consult a manufacturer or a dealer.
Motorbikes, motorized bicycles	Consult a dealer, car maintenance shop, or the following: Motorcycle Recycling Call Center TEL 050-3000-0727 Business hours: 9:30 a.m. – 5:00 p.m. (excl. weekends, national holidays, and year-end and New Year holidays)

09 Recyclable paper

11 Other ways that recyclables are collected

13 For residents of apartments from which private contractors collect garbage

15 Where recyclables go

17 How to dispose of oversized garbage/ Carrying in package to Incineration Plants

19 What is NOT collected in Kyoto City

21 Other efforts

23 Practice of lifestyle that doesn't create garbage


Other efforts

In addition to recycling and disposing of garbage, Kyoto City makes various efforts. Private companies also take positive actions for recycling. Some of them are introduced below.

Collection of dead animals such as dogs and cats

- When your pet dies, we will come and collect it for the **fee of 4,730 yen per body.**
(* In accordance with the revised consumption tax rate to be enacted from Oct. 1, 2019, the fee is to be 4,810 yen per body.)
- If a body of a stray dog, stray cat or wild animal is left on a street, we will pick it up free of charge. Please contact the Kyoto City Dead Animal Collection Center. If it is after business hours and the body obstructs passage, please contact the civil engineering office that manages the street.

1 Apply for collection at the Kyoto City Dead Animal Collection Center

- **Center**
-  **0120-100-921** (Toll free)
- From cell phones: **TEL 0570-000-614** (Chargeable call)
- *Users of flat-rate mobile phones/IP phones, toll free telephones or other discount communication services: Contact: Tel: **075-330-6850**
- Business hours: Monday-Friday (incl. national holidays) 8:30 a.m. – 4:30 p.m.
- Saturday and Sunday 8:30 a.m. – 11:30 a.m. (excl. year-end and New Year holidays)

When carrying in dead animals
Center for Clean Life Environment

TEL 075-691-9376


Reception hours:

Monday-Friday (incl. national holidays)

8:00 a.m. – 4:45 p.m.

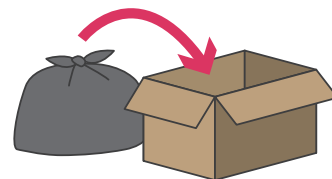
(excl. year-end and New Year holidays)

2 Confirm the type of animal, your address, name and phone number, and pickup point.

-  Cows, horses, chickens, pigs, sheep, and ducks raised as livestock cannot be collected.
- *Please consult us if any of these animals are kept as pets.

3 We collect the body after receiving the request.

- It is impossible to pick it up inside private properties. Please take it to the public road.
- Put the body in a plastic bag and then in a cardboard box.
- *Put only the body in the box. Remove collars or other accessories.



4 Payment notice will be delivered from the Center for Clean Life Environment later.

Collection of human excrement

If regular collection of human excrement is necessary, you need to register (apply) in advance. After the registration, if there is a change in the number of people in the household, or if the collection of human excrement becomes unnecessary due to moving out or switching to a flush toilet, you need to change or delete the registration information. Please contact the Center for Clean Life Environment.

Contact information about registration, cancellation, and collection charges

Center for Clean Life Environment (in charge of accounts)

TEL 075-691-4437

Business hours: Monday-Friday (incl. national holidays)
8:00 a.m. – 4:45 p.m.

Contact information about collection

Center for Clean Life Environment (in charge of living environment)

TEL 075-681-5361

Business hours: Monday-Friday (incl. national holidays)
8:00 a.m. – 4:45 p.m.

Garbage from beautification activities and scattered garbage

For voluntary cleanup activities in public places, we provide or lend cleaning equipment and collect garbage based on application.

How to apply: Submit an application form with a document describing the contents of the beautification activity and the garbage collection site about 10 days in advance.

Where to apply: Counters for Ecological Activities in Ward Offices or Ward Branch Offices, Ward Beautification Offices or City Beautification Section

*Refer to the back cover for contact information.

*Cleaning equipment (garbage bags for volunteer activities, cotton work gloves, metal tongs, etc.) will be provided or lent.

 For the disposal of garbage in parks or rivers, please contact respective administrators.

Private businesses also make efforts to collect recyclables

Collection of personal computers and small home appliances via parcel delivery service

In order to secure a new route in the collection and recycling of small home appliances, we collect such items via parcel delivery service in collaboration with Renet Japan Inc., a private recycling operator.

Please access our website or contact the Waste Reduction Promotion Section for details.

Kyoto city small home appliances [Search](#)

Waste Reduction Promotion Section TEL 075-213-4930



Recycling of trimmed tree branches and clippings

Trimmed tree branches and clippings are recycled by private companies (charged). Processed at recycling facilities, they are recycled into compost, soil improvement materials, cushioning materials, wooden boards, fuel chips, etc.

For details, see the “Trimmed Tree Branches and Clippings Recycling Book,” access our website, or contact the Waste Reduction Promotion Section.

trimmed tree branches and clippings recycling [Search](#)

Waste Reduction Promotion Section TEL 075-213-4930



Kyoto City's designated plastic bags for household garbage

Kyoto City has introduced its own designated paid plastic bags. There are two types of designated bags: one for combustibles and one for recyclables. They are available at supermarkets and convenience stores.

Type	Capacity	45ℓ	30ℓ	20ℓ	10ℓ	5ℓ
Combustible garbage <small>(Previously labeled as “Household garbage”)</small> Sold as a set of 10 bags	Per set	450 yen	300 yen	200 yen	100 yen	50 yen
	Per bag	45 yen	30 yen	20 yen	10 yen	5 yen
Recyclables Sold as a set of 5 bags	Per set	110 yen	75 yen	50 yen	25 yen	
	Per bag	22 yen	15 yen	10 yen	5 yen	

How the revenue from designated bags is used

Revenue from Kyoto City's designated paid bags is utilized in three business fields that are good for the ecology and familiar to citizens.

Promotion of waste reduction and recycling

- Reduction of Food loss and paper waste
- Aid community collection services
- Install recyclables collection facilities, etc.

(JPY660.4 million yen Budget for FY2018)

Promotion of city beautification

- Lend bird nets
- Make available surveillance cameras to discourage illegal dumping

(JPY17.0 million Budget for FY2018)

Countermeasures against global warming

- Promote the use of renewable energy such as solar power systems

(JPY520.1 million Budget for FY2018)




Savings for the Kyoto Citizen Environmental Fund (JPY70 million Budget for FY2018)

Accumulated funds are to be utilized in the renewable energy field, using cutting-edge technology in the medium and long term.



Fliers and brochures utilizing the revenue from designated paid bags are marked like this.



This project utilizes revenue from designated paid bags for household garbage.




Practice of lifestyle that avoids creating garbage

In order to reduce waste, each citizen is required to practice an approach to creating as little garbage as possible on a routine basis from the standpoint of reducing and reusing as well as recycling.

For shopping

Check the refrigerator and freezer before shopping

Check the refrigerator and freezer before shopping. You can do it easily with just a little ingenuity, such as posting receipts on the door and striking out what you have used.



Write a shopping memo in advance

Prepare a memo of what you need to buy for the day. Or you could take a photo with your cell phone. You can reduce wasteful purchasing at a supermarket.



Use a reusable shopping bag

Bring a reusable shopping bag when you go shopping at a supermarket. By using it repeatedly, you can reduce the use of checkout bags.



Select loose and unwrapped products!

Buying one loose item rather than a pack may create less garbage and save you money, even if it is a little expensive for the unit price. Also try to select unwrapped items when you buy fruits or vegetables.



Plan and buy just the right amount

Buy just the right amount of foodstuffs so that you can use or eat them up without producing waste. If you buy more sale items than you can consume, you are just wasting your money.



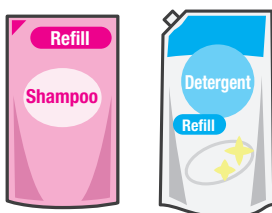
Try to buy discount items

In an effort to reduce Food loss, retailers give a discount to items whose best-before-date or use-by-date is approaching. Support their effort by using these discounted or short-dated food if you have a plan to consume them right away.



Try to buy refills!

In the case of commodities such as dish detergent and shampoo, buying refillable products instead of buying main containers every time saves you money and creates less garbage.



Say no to disposable goods

Try to say no to disposable goods such as throwaway chopsticks or spoons at the checkout counter of supermarkets or convenience stores, unless you need them.



What is the difference between the “best-before date” and “use-by date”?

The best-before date indicates

The period during which food items maintain their quality.

Food can be eaten after the best-before date if there is no abnormality in color or smell.

The use-by date indicates

The period during which food items should be consumed.


Perishable food displays a use-by date. Do not eat foodstuffs that have passed their use-by-date.

*Both dates guarantee the taste and safety of food products that are unopened and kept stored as instructed.

For cooking


Precut and stock ingredients for convenience!

Cut and store ingredients that require preparation in advance so that they can be readily used for cooking.



Make use of dried food!

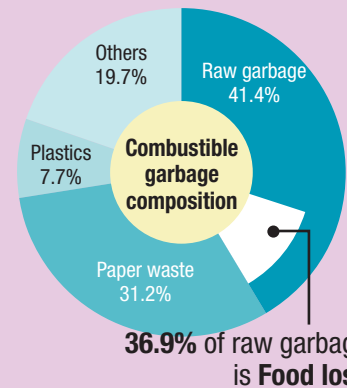
Dried food is convenient and eco-friendly as it is suitable for long-term preservation and needs no refrigeration. In the case of an emergency, it will serve as survival food.



Try to reduce Food loss!

Food waste accounts for about 40% of household raw garbage in Kyoto City.

(Combustible household garbage by type in 2017)



Practice of approach to reducing raw garbage

The keywords to reduce household raw garbage are the three "KIRI"s –




Try the three KIRI's first!

Tsukai-KIRI (use up)

Do not buy too much. Use up what you bought.


- Do not forget to check the refrigerator before leaving home.
- Plan your menu, and put only what you use in a shopping basket.
- Store vegetables and fruits properly. Repack leftover fish or meat into smaller packages and freeze them!
- Tidy up the refrigerator and frequently check what's in it. This is also effective in saving energy and money.



Tabi-KIRI (eat up)

Mottainai! (What a waste!) Eat up everything anyway.

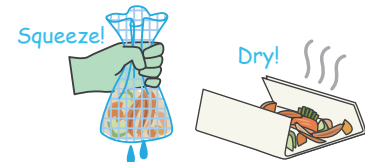
- Enjoy your meal and eat up what is on your plate whenever possible.
- Refrigerate or freeze leftovers. Remember to eat them.
- Try arranging leftovers into different menus.
- "Past the best-before date" does NOT mean "Must throw away"!



Mizu-KIRI (drain)

Drain excess liquid to slim down raw garbage.

- Watery, heavy, stinky, and hard to burn! Cut down on excess liquid anyway.
- First, don't wet garbage. Then squeeze out excess liquid. And dry!



3-KIRI information is also posted on the website!



Kyoto Raw Garbage Reduction Information Center

Main contents:

- Shopping technique at grocery stores
- Technique to tidy up the refrigerator & freezer
- Drain any excess liquid from raw garbage to reduce the amount of garbage.

Kyoto reduction sukkiri Search

<http://www.sukkiri-kyoto.com>

*The contents are subject to change.

- Tips for preserving ingredients and cooking
- Home-made seasonings and cooking with leftovers
- Character page

For outings and events

Bring your own bottle!

Bring your own bottle filled with your favorite drink such as coffee or tea so that you can drink it whenever you want.

In Kyoto City, many tea or coffee shops encourage customers to bring their own bottle. Some of them provide discount services for those bringing their own bottle ("my bottle"). Why not get a benefit from their service?

Shops that promote "my bottle" in Kyoto City [Search](#)

Try to reduce the consumption of PET bottles!

The annual consumption of PET bottles for soft drinks is about 22.7 billion bottles! (FY2016)

This means that about 180 PET bottles are used per person every year.



Initiatives to reduce waste at events

Separate and dispose of recyclables

Please separate garbage into cans, PET bottles, combustibles, etc. and dispose of them according to the rules of respective events.



Say no to checkout bags

Refuse offered checkout bags at events unless you need one. Use a reusable shopping bag to bring home what you buy.



Use reusable dishes

We recommend using reusable dishes (dishes you can wash and use repeatedly) whenever possible depending on the types of events. Make sure to return them after use.



Eat everything! Thirty-Ten (30-10) Movement

Food loss, or food still good enough to eat but that is thrown away, is said to amount to 6 million or more tons annually nationwide. Join the "Thirty-Ten (30-10) Movement" to realize "no leftovers" when holding a dinner or a banquet at a restaurant.

- 1 Enjoy the meal without leaving the table for 30 minutes after the toast.
- 2 Return to your table 10 minutes before the closing of the party and enjoy the meal again.

*Join in this movement if your physical condition or circumstances allow.


When a party is coming to an end, confirm with the restaurant whether you can take leftovers (if any) home. If it is permitted, bring them on your own responsibility.



From small efforts in daily life

Quality goods last a long time.

The Japanese term *mottainai* represents a sense of regret over waste. With this *mottainai* in mind, try using quality products for a long time. Make use of LED lights or rechargeable batteries.



Share equipment and daily commodities!

Utilize rental services when necessary. Share goods to promote the effective use of things that we have at hand.



Use repair, reuse and auction services!

Try using things "moppen (once again)" through repair or remaking. Things that are not being used but are too good to throw away are suitable for giving to flea market sales or auctions.

Website on repair shops/second hand shops in Kyoto City

Kyoto City, Moppen

[Search](#)

Garbage classification dictionary

A

B

C

D

E

F

G

H

I

J

K

L

M

N

O

P

R

S

T

U

V

W

Item	Classification	Point for disposal	Related page
A			
adhesive (container)	Combustible		8
aerosol can	Metal	If gas is left inside, empty it outdoors where there is no fire. Do not make holes in an aerosol can. Dispose of its plastic cap as "Plastic."	7
agrochemicals	Banned	Consult with a dealer. Mobile collection service is also available (up to 1 liter x 2 containers depending on the type).	12, 20
air cleaner	Facilities Oversized	Use "Facilities" for ones that are H:30 cm x W:40 cm x D:40 cm or smaller in size. Discard larger ones as "Oversized."	12, 17
air conditioner	Act	Including outdoor units	19
air mattress	Oversized		17
album	Combustible Oversized	Tie some albums in a bundle about 30 cm in height. Small quantity can be discarded as "Combustible."	8, 17
aluminum cup and plate	Metal	Dispose of soft plates made of paper or aluminum as "Combustible."	7
aluminum pot	Combustible	For instant nabeyaki-udon, etc.	8
amplifier	Facilities Oversized	Use "Facilities" for ones that are H:30 cm x W:40 cm x D:40 cm or smaller in size. Discard larger ones as "Oversized."	12, 17
antenna	Oversized	Tie some antenna parts in a small bundle before discarding.	17
aquarium	Oversized		17
ash	Combustible Oversized	Discard up to two bags per disposal as "Combustible." (The weight should not be more than can be lifted with one hand.) Dispose of others as "Oversized."	8, 17
ashtray	Metal Combustible	Dispose of metal ones 30 cm or less in length as "Metal" and others as "Combustible." In the case of glass or ceramic ones, wrap them up in thick paper and put them in the center of a garbage bag to prevent danger.	7, 8
astronomical telescope	Oversized		17
audio media player	Facilities Oversized	Remove batteries before discarding. Use "Facilities" for ones that are H:30 cm x W:40 cm x D:40 cm or smaller in size. Discard larger ones as "Oversized."	12, 17
audio rack	Oversized		17
B			
baby buggy, baby chair, baby bath, baby crib	Oversized		17
backpack	Combustible		8
bag	Combustible Oversized	Discard up to two bags per disposal as "Combustible." (The weight should not be more than can be lifted with one hand.) Dispose of others as "Oversized."	8, 17
ball	Combustible		8
ballpoint pen	Combustible		8
bamboo blind	Oversized	Dispose of ones that can be put in a bag and lifted with one hand as "Combustible." Discard others as "Oversized."	8, 17
baran (leaf-shaped garnish for sushi, lunch boxes, etc.)	Combustible		8
bar-bell	Oversized		17
barricade	Oversized		17

Item	Classification	Point for disposal	Related page
bat	Oversized		17
bath mat	Combustible Oversized	Discard ones that are light enough to be lifted with one hand as "Combustible." Dispose of others as "Oversized."	8, 17
bath/shower chair	Combustible Oversized	If it is light enough to be lifted with one hand and its garbage bag can be tied closed, discard it as "Combustible." Dispose of others as "Oversized."	8, 17
bathtub cover	Oversized		17
battery	Facilities	See "dry battery," "button battery" and "rechargeable battery."	12
battery (for cars, motorcycles), generator	Banned	Consult with a dealer.	20
battery charger	Facilities		12
beach umbrella	Oversized		17
bed	Oversized		17
belt	Combustible		8
bench (for home use)	Oversized		17
bicycle	Oversized	Batteries for electric bicycles are not accepted. Consult with a dealer, etc.	17
birdcage	Metal Oversized	Dispose of metal ones 30 cm or less in length as "Metal" and others as "Oversized."	7, 17
blanket	Facilities	Dispose of ones with heavy or unremovable stains as "Combustible."	12
blanket made of toweling	Facilities	Dispose of ones with heavy or unremovable stains as "Combustible."	12
blender	Facilities Oversized	Remove batteries before discarding. Use "Facilities" for ones that are H:30 cm x W:40 cm x D:40 cm or smaller in size. Discard larger ones as "Oversized."	12, 17
blind	Oversized		17
blue tarpaulin	Combustible Oversized	Dispose of ones that can be put in a bag and lifted with one hand as "Combustible" and others as "Oversized."	8, 17
Blu-ray Disc	Facilities	Cases with discs inside are also accepted. Do not take cases only to collection facilities. (Discard them as "Combustible.")	12
Blu-ray player/recorder	Facilities Oversized	Use "Facilities" for ones that are H:30 cm x W:40 cm x D:40 cm or smaller in size. Discard larger ones as "Oversized."	12, 17
boiler	Banned	Consult with a dealer.	20
book	Paper	See pages 9-12 for how to discard.	9-12
bottle (not for reuse)	Cans	Broken bottles should be wrapped in thick paper to prevent danger, put in the center of a garbage bag and discarded as "Combustible."	3
bottle (reusable bottle)	Dealer Facilities	Rinse inside. Broken bottles should be wrapped in thick paper to prevent danger, put in the center of a garbage bag and discarded as "Combustible."	12
bottle lid	Plastic Combustible	Dispose of plastic ones as "Plastic" and others as "Combustible."	5, 8
bowl (kitchen utensil)	Metal Combustible	Dispose of metal ones as "Metal" and others as "Combustible."	7, 8
bowling ball	Oversized	Not accepted at the city's Incineration Plants. Apply for collection at Kyoto City Large Trash Collection Center.	17

Classification mark list

Combustible Combustible garbage

Cans Cans, glass bottles and PET bottles

Plastic Plastic containers and packages

Metal Small metal objects and spray cans

Oversized Oversized garbage*

Facilities Collection services at city-designated facilities (Some items cannot be collected, depending on collection facilities. Refer to the recyclables collection map.) **P12**

Paper Recyclable paper other than newspaper, cardboard and cartons **P9 - 12**

Banned Not collected in Kyoto City

Act Should be recycled under the Recycling Act **P19**

Dealer Dealers have their own collecting routes

*It is not acceptable to break down or disassemble oversized garbage and discard it as combustibles. We appreciate your understanding and cooperation in the smooth operation of garbage collection and disposal.

*Collection services at **Facilities** are available (free of charge) for "small home appliances" that are H:30 cm x W:40 cm x D:40 cm or smaller in size.

Item	Classification	Point for disposal	Related page	Item	Classification	Point for disposal	Related page
box-cutter	Facilities	Wrap it up in thick paper to prevent danger and take it to city-designated collection facilities. (When discarding it as "Combustible," wrap it up in thick paper and put it in the center of a garbage bag to prevent danger.)	12	carving knife	Facilities	Wrap it up in thick paper to prevent danger and take it to city-designated collection facilities. (When discarding it as "Combustible," wrap it up in thick paper and put it in the center of a garbage bag to prevent danger.)	12
branches and leaves	Facilities Combustible Oversized	Bundle branches that are 50 cm or less in length and 10 cm or less in diameter. A mobile collection service is available for items of 20 kg or less in weight. A recycling collection service as a model project is available for up to two bags or two bundles per disposal (The weight should not exceed the limit that can be managed by one hand.) Discard others as "Oversized" and small amounts as "Combustible."	8, 12, 17	cassette gas cylinder	Metal	If gas is left inside, empty it outdoors where there is no fire. Do not make holes in cylinders.	7
bread machine	Oversized		17	cast-iron pan (for household use)	Metal Oversized	Dispose of ones 30 cm or less in length as "Metal" and others as "Oversized."	7, 17
brick	Oversized		17	catalog	Paper	See pages 9-12 for how to discard.	9-12
broadcasting satellite tuner	Facilities		12	CD	Facilities	Cases with CDs inside are also accepted. Do not take cases only to collection facilities. (Discard them as "Combustible.")	12
brochure	Paper	See pages 9-12 for how to discard.	9-12	CD radio-cassette player	Facilities Oversized	Remove batteries before discarding. Use "Facilities" for ones that are H:30 cm x W:40 cm x D:40 cm or smaller in size. Discard larger ones as "Oversized."	12, 17
broom	Combustible Oversized	If it is light enough to be lifted with one hand and its garbage bag can be tied closed, discard it as "Combustible." Dispose of others as "Oversized."	8, 17	cell phone, PHS (personal handyphone system)	Facilities	Remove batteries before discarding.	12
brush (for writing or painting)	Combustible		8	ceramic, pot	Facilities Combustible Oversized	Use "Facilities" for ceramic tableware (accepted by mobile collection services only). In the case of others, discard up to two bags per disposal as "Combustible." (The weight should not be more than can be lifted with one hand.) Dispose of others as "Oversized."	8, 12, 17
bucket	Metal Combustible Oversized	Dispose of metal ones 30 cm or less in length as "Metal" and larger ones as "Oversized." Discard non-metal ones that can be put in a bag and lifted with one hand as "Combustible" and other items as "Oversized."	7, 8, 17	chain (metal)	Metal Banned	Dispose of ones that can be put in a bag and lifted with one hand as "Metal." Consult with a dealer regarding other items. (*Discard plastic as "Combustible.")	7, 20
Buddhist articles	Metal Combustible Oversized	Dispose of metal ones 30 cm or less in length as "Metal" and larger ones as "Oversized." Discard non-metal ones that can be put in a bag and lifted with one hand as "Combustible" and other items as "Oversized."	7, 8, 17	chair	Oversized		17
button battery	Dealer Facilities	Use collection services of electric appliance stores, etc. or "Facilities." Insulate the terminals with adhesive tape.	12	charcoal	Combustible Oversized	Discard up to two bags per disposal as "Combustible." (The weight should not be more than can be lifted with one hand. Use water to soak it before discarding.) Dispose of others as "Oversized."	8, 17
C				checkout bag	Plastic		5
cable	Facilities		12	chemical agent	Banned	Consult with a dealer. Mobile collection service is also available (depending on the type).	12, 20
camera	Facilities	Remove batteries before discarding. Dispose of disposable cameras as "Combustible."	12	chest	Oversized		17
can (for food and beverage)	Cans	Rinse inside. Dispose of <i>ittokan</i> (18-liter oil cans) as "Oversized."	3	chest of drawers	Oversized		17
can (for food and beverages; excluding those for paints and machine oils)	Metal	About 30 cm or less in length. Discard <i>ittokan</i> (18-liter oil cans) as "Oversized."	7	china	Facilities Combustible Oversized	Use "Facilities" for ceramic tableware (accepted by mobile collection services only). In the case of others, discard up to two bags per disposal as "Combustible." (The weight should not be more than can be lifted with one hand.) Dispose of others as "Oversized."	8, 12, 17
can (for paints and machine oils)	Combustible	Dispose of <i>ittokan</i> (18-liter oil cans) as "Oversized."	8	chisel	Facilities	Wrap it up in thick paper to prevent danger and take it to city-designated collection facilities. (When discarding it as "Combustible," wrap it up in thick paper and put it in the center of a garbage bag to prevent danger.)	12
can opener	Facilities	Wrap it up in thick paper to prevent danger and take it to city-designated collection facilities. (When discarding it as "Combustible," wrap it up in thick paper and put it in the center of a garbage bag to prevent danger.)	12	cigarette butt, ash	Combustible	Put out fire completely, and wet and discard it as "Combustible."	8
candle	Combustible		8	clay (papier-mache, etc.)	Combustible Oversized	Discard up to two bags per disposal as "Combustible." (The weight should not be more than can be lifted with one hand.) Dispose of others as "Oversized."	8, 17
cap	Combustible	Dispose of plastic ones as "Plastic" and metal or paper ones as "Combustible."	5, 8	cleaning agent	Banned	Consult with a dealer. Mobile collection service is also available (depending on the type).	12, 20
car	Banned	Consult with a dealer.	20	cleaning bag	Combustible		8
car part (muffler, bumper, etc.)	Banned	Consult with a dealer.	20	clear file folder	Combustible		8
cardboard		See pages 9-12 for how to discard.	9-12	cling film (used in households)	Combustible	Cling film bought as a product and used in a household.	8
carpet	Oversized	An electric carpet is also classified as "Oversized."	17				
carton	Dealer Facilities	Dispose of ones lined with aluminum foil (cartons for alcohol, etc.) as "Combustible."	9-12				

Classification mark list	Combustible Combustible garbage	Facilities Collection services at city-designated facilities <small>(Some items cannot be collected, depending on collection facilities. Refer to the recyclables collection map.)</small>	P12
	Cans Cans, glass bottles and PET bottles	Paper Recyclable paper other than newspaper, cardboard and cartons	P9 - 12
	Plastic Plastic containers and packages	Banned Not collected in Kyoto City	
	Metal Small metal objects and spray cans	Act Should be recycled under the Recycling Act	P19
	Oversized Oversized garbage*	Dealer Dealers have their own collecting routes	

*It is not acceptable to break down or disassemble oversized garbage and discard it as combustibles. We appreciate your understanding and cooperation in the smooth operation of garbage collection and disposal.
 *Collection services at **Facilities** are available (free of charge) for "small home appliances" that are H:30 cm x W:40 cm x D:40 cm or smaller in size.

Item	Classification	Point for disposal	Related page
cling film (wrapping products, etc.)	Plastic	Rinse off dirt. Dispose of ones with unremovable dirt as "Combustible."	5
clock (powered by electricity or battery)	Facilities	Remove batteries before discarding.	12
clothes	Facilities	Dispose of ones with heavy or unremovable stains as "Combustible."	12
clothes case (clothes box)	Oversized Paper	Dispose of plastic ones as "Oversized" and paper ones as "Paper."	9-12, 17
clothes dryer	Act		19
clothespin	Metal Combustible	Dispose of metal ones as "Metal" and others as "Combustible."	7, 8
coating material (paint, etc.)	Banned	Consult with a dealer. Mobile collection service is also available.	12, 20
coffee maker	Facilities Oversized	Use "Facilities" for ones that are H:30 cm x W:40 cm x D:40 cm or smaller in size. Discard larger ones as "Oversized."	12, 17
cold air machine (cold air fan)	Facilities Oversized	Use "Facilities" for ones that are H:30 cm x W:40 cm x D:40 cm or smaller in size. Discard larger ones as "Oversized."	12, 17
"color box" (simple do-it-yourself cupboard made of colored plywood)	Oversized		17
concrete block	Oversized		17
contact lens	Combustible		8
container of medicine	Cans Plastic	Rinse inside. Dispose of bottles as "Cans" and plastic ones as "Plastic."	3, 5
cooking utensil	Metal Oversized	Dispose of metal ones such as pots, kettles and frying pans that are 30 cm or less in length as "Metal" and others as "Oversized."	7, 17
cool box	Oversized		17
cord	Facilities	Dispose of drum types as "Oversized."	12
corkscrew	Facilities	Wrap it up in thick paper to prevent danger and take it to city-designated collection facilities. (When discarding it as "Combustible," wrap it up in thick paper and put it in the center of a garbage bag to prevent danger.)	12
cotton	Combustible		8
cotton swab	Combustible		8
crayon	Combustible		8
cupboard	Oversized		17
curtain	Combustible Oversized	Discard up to two bags per disposal as "Combustible." Dispose of others as "Oversized."	8, 17
curtain rail	Oversized		17
cushion	Combustible Oversized	Discard up to two bags per disposal as "Combustible." (The weight should not be more than can be lifted with one hand.) Dispose of others as "Oversized."	8, 17
cushioning material (AirCap)	Plastic	Wrapping for articles on the market. In the case of ones not made of plastic, dispose of them as "Combustible."	5
cutting board	Combustible Oversized	Discard ones that are light enough to be lifted with one hand as "Combustible." Dispose of others as "Oversized."	8, 17
cylinder	Banned	Consult with a dealer or a manufacturer. Refer to "cassette gas cylinder" for cassette gas cylinders.	20
D			
dehumidifier	Facilities Oversized	Remove batteries before discarding. Use "Facilities" for ones that are H:30 cm x W:40 cm x D:40 cm or smaller in size. Discard larger ones as "Oversized." *Not accepted at the city's Incineration Plants. Apply for collection at Kyoto City Large Trash Collection Center.	12, 17
dehumidifying agent	Combustible	Drain any excess liquid before discarding.	8
deodorant	Combustible	Dispose of its plastic outer package and packaging film as "Plastic."	8
desiccant	Combustible	Do not open its bag.	8
desk lamp	Facilities Oversized	Remove batteries before discarding. Use "Facilities" for ones that are H:30 cm x W:40 cm x D:40 cm or smaller in size. Discard larger ones as "Oversized."	12, 17
desk, table	Oversized		17
detergent measuring spoon	Combustible		8
digital camera	Facilities	Remove batteries before discarding.	12

Item	Classification	Point for disposal	Related page
dish	Facilities Metal Combustible	Use "Facilities" for ceramic ones (accepted by mobile collection services only). Dispose of metal ones as "Metal" and others as "Combustible."	7, 8, 12
dish dryer	Oversized		17
display	Act Facilities Oversized	Recycle computer displays as described in page 19. Use "Facilities" for ones that are H:30 cm x W:40 cm x D:40 cm or smaller in size. Discard larger ones as "Oversized."	12, 17, 19
disposable chopsticks	Combustible	Discard their plastic outer package as "Plastic."	8
disposable diaper	Combustible	Flush excrement down the toilet and put the diaper in a paper bag, etc. before discarding.	8
divider (in candy box, etc.)	Plastic	Dispose of paper ones as "Paper."	5
doll	Combustible Oversized	Discard up to two bags per disposal as "Combustible." (The weight should not be more than can be lifted with one hand.) Dispose of others as "Oversized."	8, 17
doll case	Oversized	Ones with dolls inside can also be collected.	17
dolly (carrier)	Oversized		17
door, window, screen, etc.	Oversized	Waste materials from residential construction are not accepted.	17
dresser	Oversized	An extra charge is required for a dresser chair.	17
drum set (instrument)	Oversized		17
dry battery	Dealer Facilities	Including alkaline batteries and manganese batteries.	12
dryer	Facilities		12
dryer (dish dryer, etc.)	Oversized	Follow "Act" for clothes dryers (page 19).	17
duckboards	Oversized		17
dumbbell	Oversized		17
dustcloth	Combustible		8
dustpan	Metal Combustible Oversized	Dispose of metal ones 30 cm or less in length as "Metal" and others that are light enough to be lifted with one hand as "Combustible." Discard others as "Oversized."	7, 8, 17
DVD	Facilities	Cases with DVDs inside are also accepted. Do not take cases only to collection facilities. (Discard them as "Combustible.")	12
DVD player	Facilities Oversized	Remove batteries before discarding. Use "Facilities" for ones that are H:30 cm x W:40 cm x D:40 cm or smaller in size. Discard larger ones as "Oversized."	12, 17
E			
earthen pot	Combustible Oversized	Dispose of ones that can be put in a bag and lifted with one hand as "Combustible." Discard others as "Oversized."	8, 17
edged tool (scissors, knife, etc.)	Facilities	Wrap it up in thick paper to prevent danger and take it to city-designated collection facilities. (When discarding it as "Combustible," wrap it up in thick paper and put it in the center of a garbage bag to prevent danger.)	12
electric bulb	Combustible	Wrap it up in thick paper, etc. and put it in the center of a garbage bag to prevent danger. Use "Facilities" for bulb-type fluorescent lights. (*Discard LED bulbs as "Combustible.")	8
electric chain saw	Oversized		17
electric fan	Facilities Oversized	Remove batteries before discarding. Use "Facilities" for ones that are H:30 cm x W:40 cm x D:40 cm or smaller in size. Discard larger ones as "Oversized."	12, 17
electric pot	Facilities Oversized	Use "Facilities" for ones that are H:30 cm x W:40 cm x D:40 cm or smaller in size. Discard larger ones as "Oversized."	12, 17
electric shaver	Facilities	Remove batteries before discarding.	12
electric toothbrush (main body)	Facilities	Use "Facilities" for the main body after removing batteries when possible. (*Discard the brush part as "Combustible.")	12
electromagnetic cooker	Facilities Oversized	Use "Facilities" for ones that are H:30 cm x W:40 cm x D:40 cm or smaller in size. Discard larger ones as "Oversized."	12, 17
electronic dictionary (electronic diary, calculator)	Facilities	Remove batteries before discarding.	12

A
B
C
D
E
F
G
H
I
J
K
L
M
N
O
P
R
S
T
U
V
W

Item	Classification	Point for disposal	Related page
electronic organ, electronic piano	Oversized	Ones with piano wires are not accepted. Consult with a dealer depending on the weight.	17
empty can of coating material (paint, etc.)	Combustible Oversized	Discard up to two bags per disposal as "Combustible." (The weight should not be more than can be lifted with one hand.) Dispose of others as "Oversized."	8, 17
enameled pan	Metal		7
engine oil	Banned	When replacing oil at home, consult with a gas station or a dealer for pickup. Mobile collection service is also available (up to 20 liters).	12, 20
envelope	Paper	See pages 9-12 for how to discard.	9-12
extension cord	Facilities		12
F			
fabric	Facilities	Dispose of ones with heavy or unremovable stains as "Combustible."	12
facsimile equipment (fax machine)	Facilities Oversized	Use "Facilities" for ones that are H:30 cm x W:40 cm x D:40 cm or smaller in size. Discard larger ones as "Oversized."	12, 17
fallen leaves	Combustible Oversized	A mobile collection service is available for items of 20 kg or less in weight (after removing soil). A recycling collection service as a model project is available for up to two bags per disposal. (The weight should not exceed the limit that can be managed by one hand.) Discard other items as "Oversized" and small amounts as "Combustible."	8, 17
false teeth	Combustible		8
fan heater	Facilities Oversized	Remove batteries before discarding. Use "Facilities" for ones that are H:30 cm x W:40 cm x D:40 cm or smaller in size (excluding petroleum/kerosene stoves). Discard others as "Oversized."	12, 17
film (for photography)	Combustible		8
fire extinguisher	Banned	Consult with the Fire Extinguisher Recycling Promotion Center.	20
firework	Combustible	Wet it before discarding.	8
first-aid box	Combustible		8
fishing rod	Combustible Oversized	Discard up to two bags per disposal as "Combustible." (The weight should not exceed the limit that can be managed by one hand.) Discard others as "Oversized."	8, 17
flashlight	Facilities	Remove batteries before discarding.	12
flier	Paper	See pages 9-12 for how to discard.	9-12
flipper	Metal Combustible	Dispose of metal ones 30 cm or less in length as "Metal" and others as "Combustible."	7, 8
floor cushion	Combustible Oversized	Discard up to two bags per disposal as "Combustible." (The weight should not be more than can be lifted with one hand.) Dispose of others as "Oversized."	8, 17
floppy disk	Facilities	Cases with disks inside are also accepted. Do not take cases only to collection facilities. (Discard them as "Combustible.")	12
flower stand	Combustible Oversized	Discard up to two bags per disposal as "Combustible." (The weight should not be more than can be lifted with one hand.) Dispose of others as "Oversized."	8, 17
fluorescent light	Facilities	Broken items should be wrapped in thick paper, etc., and put in the center of a garbage bag to prevent danger and discarded as "Combustible." (*Discard LED items also as "Combustible.")	12
fork	Combustible	Wrap it up in thick paper and put it in the center of a garbage bag to prevent danger.	8
frame	Oversized		18
frying pan	Metal		7
furniture (chest of drawers, etc.)	Oversized		17

Item	Classification	Point for disposal	Related page
fusuma (paper sliding-screen)	Oversized		17
futon	Oversized	Dispose of ones for children that can be put in a bag and lifted with one hand as "Combustible." (Up to two bags per disposal.) Discard others as "Oversized."	17
futon dryer	Facilities Oversized	Use "Facilities" for ones that are H:30 cm x W:40 cm x D:40 cm or smaller in size. Discard larger ones as "Oversized."	12, 17
G			
galvanized sheet iron (corrugated sheet)	Oversized		17
game machine	Facilities Oversized	Remove batteries before discarding. Use "Facilities" for ones that are H:30 cm x W:40 cm x D:40 cm or smaller in size. Discard larger ones as "Oversized."	12, 17
game software	Facilities	Separate it into a memory medium and a small home appliance.	12
gas cooking stove	Oversized		17
gas cylinder	Banned	Consult with a dealer or a manufacturer. Refer to "cassette gas cylinder" for ones for portable gas stoves.	20
gas range	Oversized		17
gasoline	Banned	Consult with a dealer. Mobile collection service is also available (up to 4 liters).	12, 20
glass plate, glass product	Combustible Oversized	Discard up to two bags per disposal as "Combustible." (The weight should not be more than can be lifted with one hand. Wrap it up in thick paper and put it in the center of a garbage bag to prevent danger.) Dispose of others as "Oversized."	7, 8, 12
glass, drinking cup	Facilities Metal Combustible	Use "Facilities" for ceramic ones (accepted by mobile collection services only). Dispose of metal ones as "Metal" and others as "Combustible."	8, 17
glasses	Combustible		8
glasses case	Combustible		8
globe	Combustible Oversized	Discard ones that are light enough to be lifted with one hand as "Combustible." Dispose of others as "Oversized."	8, 17
glove	Combustible		8
glove (made of fabric)	Facilities	Dispose of leather items or items with heavy or unremovable stains as "Combustible."	12
glow lamp (glow starter)	Combustible		8
glue stick	Combustible	Dispose of its cap as "Plastic."	8
go board	Oversized		17
golf ball	Combustible		8
golf club/bag	Oversized		17
grass	Combustible Oversized	Discard up to two bags per disposal as "Combustible." (The weight should not be more than can be lifted with one hand.) Dispose of others as "Oversized."	8, 17
grater	Metal		7
guitar	Oversized		17
gummed tape	Combustible		8
H			
hair brush, comb	Combustible		8
hairpin	Combustible		8
hanger	Combustible	In the case of ones provided by a cleaner, confirm if they are returnable.	8
hard disk drive (external)	Facilities Oversized	Use "Facilities" for ones that are H:30 cm x W:40 cm x D:40 cm or smaller in size. Discard larger ones as "Oversized." (Delete data)	12, 17
hat	Facilities	Dispose of ones with heavy or unremovable stains as "Combustible."	12
headphones	Facilities		12

Classification mark list	Combustible Combustible garbage	Facilities Collection services at city-designated facilities (Some items cannot be collected, depending on collection facilities. Refer to the recyclables collection map.) P12
	Cans Cans, glass bottles and PET bottles	Paper Recyclable paper other than newspaper, cardboard and cartons P9 - 12
	Plastic Plastic containers and packages	Banned Not collected in Kyoto City
	Metal Small metal objects and spray cans	Act Should be recycled under the Recycling Act P19
	Oversized Oversized garbage*	Dealer Dealers have their own collecting routes

*It is not acceptable to break down or disassemble oversized garbage and discard it as combustibles. We appreciate your understanding and cooperation in the smooth operation of garbage collection and disposal.
 *Collection services at **Facilities** are available (free of charge) for "small home appliances" that are H:30 cm x W:40 cm x D:40 cm or smaller in size.

Item	Classification	Point for disposal	Related page
health equipment (powered by electricity or battery)	Facilities Oversized	Remove batteries before discarding. Use "Facilities" for ones that are H:30 cm x W:40 cm x D:40 cm or smaller in size. Discard larger ones as "Oversized."	12, 17
helmet	Oversized		17
hibachi (brazier)	Oversized		17
hole puncher	Metal		7
hose	Combustible Oversized	Discard up to two bags per disposal as "Combustible." (The weight should not be more than can be lifted with one hand.) Dispose of others as "Oversized."	8, 17
hose reel	Oversized		17
hot plate	Facilities Oversized	Use "Facilities" for ones that are H:30 cm x W:40 cm x D:40 cm or smaller in size. Discard larger ones as "Oversized."	12, 17
humidifier	Facilities Oversized	Remove batteries before discarding. Use "Facilities" for ones that are H:30 cm x W:40 cm x D:40 cm or smaller in size. Discard larger ones as "Oversized."	12, 17
I			
IC recorder	Facilities	Remove batteries before discarding.	12
ice pick	Facilities	Wrap it up in thick paper to prevent danger and take it to city-designated collection facilities. (When discarding it as "Combustible," wrap it up in thick paper and put it in the center of a garbage bag to prevent danger.)	12
ice shaver	Combustible Oversized	Use "Facilities" for electric ones that are H:30 cm x W:40 cm x D:40 cm or smaller in size. Discard larger ones as "Oversized."	12, 17
infant safety seat	Oversized		17
inflator	Oversized Facilities	Dispose of manual ones as "Oversized." Use "Facilities" for electric ones that are H:30 cm x W:40 cm x D:40 cm or smaller in size. Discard larger ones as "Oversized."	17
inflator for bicycles	Oversized Facilities	Dispose of manual ones as "Oversized." Use "Facilities" for electrical items that are H:30 cm x W:40 cm x D:40 cm or smaller in size. Discard larger ones as "Oversized."	17
injection needle	Banned	Be sure to return it to a medical institution where it was provided.	20
ink cartridge	Dealer Facilities		12
ink stone	Combustible		8
insect cage	Combustible Oversized	Discard ones that are light enough to be lifted with one hand as "Combustible." Dispose of others as "Oversized."	8, 17
iron (for clothes)	Facilities		12
iron dumbbell	Oversized		17
ironing board	Oversized		17
issho-bin (1.8-liter glass bottle)	Dealer Facilities	Rinse inside. Broken bottles should be wrapped in thick paper to prevent danger, put in the center of a garbage bag and discarded as "Combustible."	12
itto-kan (18-liter oil can)	Oversized	Empty it before discarding.	17
J			
juicer, blender	Facilities Oversized	Remove batteries before discarding. Use "Facilities" for ones that are H:30 cm x W:40 cm x D:40 cm or smaller in size. Discard larger ones as "Oversized."	12, 17
K			
karaoke machine	Oversized		17
Keisoudo (diatomaceous earth) products	Combustible Oversized	Discard up to two bags per disposal as "Combustible." (The weight should not exceed the limit that can be managed by one hand.) Discard others as "Oversized."	8, 17
kerosene	Banned	Consult with a dealer. Mobile collection service is also available (up to 20 liters).	12, 20
kettle	Metal		7
keyboard (for personal computers)	Act Facilities	Recycle ones with personal computers as in page 19. Use "Facilities" for others.	12, 19
keyboard (musical instrument)	Facilities Oversized	Use "Facilities" for ones that are H:30 cm x W:40 cm x D:40 cm or smaller in size. Discard larger ones as "Oversized."	12, 17
keys	Combustible	Discard as "Combustible" for security reasons.	8
kimono	Facilities	Dispose of ones with heavy or unremovable stains as "Combustible."	12

Item	Classification	Point for disposal	Related page
kitchen range	Oversized		17
Kleenex (tissue)	Combustible		8
knife	Facilities	Wrap it up in thick paper to prevent danger and take it to city-designated collection facilities. (When discarding it as "Combustible," wrap it up in thick paper and put it in the center of a garbage bag to prevent danger.)	12
Knife (razor, box-cutter, etc.)	Facilities	Wrap it up in thick paper to prevent danger and take it to city-designated collection facilities. (When discarding it as "Combustible," wrap it up in thick paper and put it in the center of a garbage bag to prevent danger.)	12
kotatsu	Oversized		17
L			
ladder	Oversized		17
ladle	Metal Combustible	Dispose of metal ones 30 cm or less in length as "Metal" and others as "Combustible."	7, 8
LAN cable	Facilities	Dispose of metal ones 30 cm or less in length as "Metal" and others as "Combustible."	12
laptop computer	Act		19
laserdisc	Facilities	Cases with discs inside are also accepted. Do not take cases only to collection facilities. (Discard them as "Combustible.")	12
laserdisc player	Facilities Oversized	Use "Facilities" for ones that are H:30 cm x W:40 cm x D:40 cm or smaller in size. Discard larger ones as "Oversized."	12, 17
laundry pole, clothes-drying platform	Oversized		17
lawn mower (for household use)	Oversized		17
LD player	Facilities Oversized	Use "Facilities" for ones that are H:30 cm x W:40 cm x D:40 cm or smaller in size. Discard larger ones as "Oversized."	12, 17
leather product	Combustible	Discard up to two bags per disposal as "Combustible." (The weight should not exceed the limit that can be managed by one hand.) Dispose of others as "Oversized."	8
LED	Combustible	Wrap it up in thick paper, etc., and put it in the center of a garbage bag to prevent danger.	8
lid	Plastic Combustible	Dispose of plastic ones as "Plastic" and others as "Combustible."	5, 8
light oil	Banned	Consult with a dealer. Mobile collection service is also available (up to 20 liters).	12, 20
lighter (disposable)	Facilities		12
lighter (not disposable)	Combustible	Empty it before discarding.	8
lighting equipment	Facilities Oversized	Remove batteries before discarding. Use "Facilities" for ones that are H:30 cm x W:40 cm x D:40 cm or smaller in size. Discard larger ones as "Oversized."	12, 17
lipstick	Combustible		8
lithium-ion batteries (rechargeable)	Dealer Facilities	Insulate the terminals before discarding.	12
locker	Oversized		17
loupe	Combustible	Wrap it up in thick paper and put it in the center of a garbage bag to prevent danger.	8
LP gas cylinder	Banned	Consult with a dealer or a manufacturer.	20
M			
magazine	Paper	See pages 9-12 for how to discard.	9-12
Magic Marker	Combustible		8
magnet	Combustible		8
magnifying glass	Combustible	Wrap it up in thick paper and put it in the center of a garbage bag to prevent danger.	8
mailbox	Metal Oversized	Dispose of metal ones 30 cm or less in length as "Metal" and others as "Oversized."	7, 17
massage chair	Oversized		17
mat, mattress	Oversized		17
match	Combustible	Soak it in water before discarding.	8
MD player	Facilities	Remove batteries before discarding.	12
measure	Combustible		8
measuring tape	Combustible		8

A

B

C

D

E

F

G

H

I

J

K

L

M

N

O

P

R

S

T

U

V

W

Item	Classification	Point for disposal	Related page
medical equipment (needleless)	Combustible	Dispose of plastic bags, tubes and catheters used for home medical care as "Combustible."	8
medical equipment (with needle)	Banned	Be sure to return equipment with needles such as injectors used for home medical care to the medical institution, etc. where they were provided.	20
mechanical pencil	Combustible		8
medicine (redundant and no longer necessary)	Combustible		8
metal net (plate-like item)	Metal Oversized	Dispose of simply-designed metal ones 30 cm or less in length as "Metal" and others as "Oversized."	7, 17
metal plate (oil guard, etc.)	Metal Oversized	Dispose of simply-designed metal ones 30 cm or less in length as "Metal" and others as "Oversized."	7, 17
microwave oven	Facilities Oversized	Use "Facilities" for ones that are H:30 cm x W:40 cm x D:40 cm or smaller in size. Discard larger ones as "Oversized."	12, 17
milk bottle	Dealer	Return it to a dealer.	
mirror	Combustible Oversized	Discard ones that are light enough to be lifted with one hand as "Combustible." Wrap them up in thick paper and put them in the center of a garbage bag to prevent danger. Dispose of others as "Oversized."	8, 17
MO/MD/LD disk	Facilities	Cases with disks inside are also accepted. Do not take cases only to collection facilities. (Discard them as "Combustible.")	12
moisture absorbent	Combustible	Drain any excess liquid before discarding.	8
mop	Oversized		17
mortar	Oversized	Stone mortars are not accepted. Consult with a dealer.	17
motorbike	Banned	Consult with a dealer or the Motorcycle Recycling Call Center.	20
motorcycle	Banned	Consult with a dealer or the Motorcycle Recycling Call Center.	20
motorized bicycle	Banned	Consult with a dealer or the Motorcycle Recycling Call Center.	20
mouse	Act Facilities	Recycle ones with personal computers as in page 19. Use "Facilities" for others.	12, 19
music box	Combustible Oversized	Discard ones that are light enough to be lifted with one hand as "Combustible." Dispose of others as "Oversized."	8, 17
N			
nail	Combustible	Wrap it up in thick paper and put it in the center of a garbage bag to prevent danger.	8
needle	Combustible	Wrap it up in thick paper and put it in the center of a garbage bag to prevent danger.	8
net (for onions, oranges, etc.)	Plastic		6
net (for the kitchen sink, etc.)	Combustible	Drain any excess liquid before discarding.	8
newspaper	Paper	See pages 9-12 for how to discard.	9-12
nickel-cadmium battery (rechargeable)	Dealer Facilities	Insulate the terminals before discarding.	12
nickel hydrogen battery (rechargeable)	Dealer Facilities	Insulate the terminals before discarding.	12
notebook	Paper	See pages 9-12 for how to discard.	9-12
nursing bottle	Combustible		8
O			
oil (edible)	Facilities	Limited to plant-derived oil. Concerning animal fat such as lard, absorb it into paper and discard as "Combustible."	12
oil (for cars, etc.)	Banned	Consult with a gas station or a dealer. Mobile collection service is also available (up to 20 liters).	12, 20

Item	Classification	Point for disposal	Related page
oil (for machinery)	Banned	Consult with a dealer. Mobile collection service is also available (up to 20 liters).	12, 20
oil can (machine oil)	Combustible	Empty it before discarding. Discard itto-kan (18-liter oil can) as "Oversized."	8
oil guard (used around stoves)	Combustible Metal Oversized	Dispose of aluminum foil ones as "Combustible," simply-designed metal ones 30 cm or less in length as "Metal," and others as "Oversized."	7, 8, 17
oil heater	Oversized	Not accepted at the city's Incineration Plants. Apply for collection at Kyoto City Large Trash Collection Center.	17
oil strainer	Metal Combustible	Dispose of metal ones 30 cm or less in length as "Metal" and others as "Combustible."	7, 8
organ	Oversized		17
outer film of bento (lunch) container	Plastic		5
P			
pachinko (pinball) machine for household use	Oversized		17
padlock	Metal		7
paint	Combustible	Mobile collection service is also available.	8, 12
panel heater	Oversized		17
paper bag	Paper	See pages 9-12 for how to discard.	9-12
partition	Oversized		17
pen case	Metal Combustible	Dispose of metal ones 30 cm or less in length as "Metal" and others as "Combustible."	7, 8
pencil sharpener (electric)	Facilities	Remove batteries from battery-operated items before discarding.	12
personal computer	Act	Including standard accessories attached to the main body.	19
personal computer desk (rack)	Oversized		17
PET bottle	Cans	Remove caps and labels.	3
PET bottle cap/label	Plastic		5
pet house	Oversized		17
pet toilet sheet	Combustible		8
petroleum	Banned	Consult with a dealer. Mobile collection service is also available (gasoline: up to 4 liters, others: up to 20 liters).	12, 20
photograph	Combustible		8
piano	Banned	Consult with a dealer or a vendor.	20
pickle barrel	Oversized		17
picnic blanket	Combustible Oversized	Discard ones that are light enough to be lifted with one hand as "Combustible." Dispose of others as "Oversized."	8, 17
piece of paper, paper core, empty paper box	Paper	See pages 9-12 for how to discard.	9-12
pillow	Combustible Oversized	Dispose of ones that can be put in a designated bag as "Combustible" (the bag should be tied closed). Discard others as "Oversized."	8, 17
pinholder (for flower arrangement)	Facilities	Wrap it up in thick paper to prevent danger and take it to city-designated collection facilities. (When discarding it as "Combustible," wrap it up in thick paper and put it in the center of a garbage bag to prevent danger.)	12
pipe	Oversized		17
pipe hanger	Oversized		17
pipe-framed bed	Oversized		17
plant, plant pot	Combustible Oversized	Discard up to two bags per disposal as "Combustible." (The weight should not be more than can be lifted with one hand.) Dispose of others as "Oversized."	8, 17

Classification mark list	Combustible garbage	Collection services at city-designated facilities <small>(Some items cannot be collected, depending on collection facilities. Refer to the recyclables collection map.)</small> P12
	Cans, glass bottles and PET bottles	Recyclable paper other than newspaper, cardboard and cartons P9 - 12
	Plastic containers and packages	Not collected in Kyoto City
	Small metal objects and spray cans	Should be recycled under the Recycling Act P19
	Oversized garbage*	Dealers have their own collecting routes

*It is not acceptable to break down or disassemble oversized garbage and discard it as combustibles. We appreciate your understanding and cooperation in the smooth operation of garbage collection and disposal.
*Collection services at **Facilities** are available (free of charge) for "small home appliances" that are H:30 cm x W:40 cm x D:40 cm or smaller in size.

Item	Classification	Point for disposal	Related page
planter	Combustible Oversized	Discard up to two bags per disposal as "Combustible." (The weight should not be more than can be lifted with one hand.) Dispose of others as "Oversized."	8, 17
plastic bag	Plastic Combustible	Dispose of plastic bags wrapping products as "Plastic" and others as "Combustible."	5, 8
plastic bag, tube, catheter for home medical care	Combustible	* Be sure to return equipment with needles such as injectors to the medical institution, etc. where they were provided.	8
plastic container for kerosene	Oversized	Empty it before discarding.	17
plastic model	Combustible		8
plastic packaging film	Plastic	Rinse off dirt. Dispose of ones with unremovable dirt as "Combustible."	5
plastic sheet laid under writing paper	Combustible		8
pocket planner	Paper	Remove parts other than paper.	9-12
pocket warmer	Combustible	Dispose of the main body as "Combustible" and its outer package as "Plastic." Discard rechargeable ones as "Facilities."	8
polyethylene tank	Oversized		17
pool (wading pool for household use)	Oversized		17
portable cooking stove	Oversized		17
portable gas stove	Facilities Oversized	Use "Facilities" for battery-powered items that are H:30 cm x W:40 cm x D:40 cm or smaller in size after removing batteries and cassette gas cylinders. Discard others as "Oversized."	12
portable liquid crystal display TV/radio	Facilities	Remove batteries before discarding.	12
portable player (MD, CD, etc.)	Facilities	Remove batteries before discarding.	12
portable toilet	Oversized		17
postcard	Paper	See pages 9-12 for how to discard.	9-12
poster	Paper	See pages 9-12 for how to discard.	9-12
pot	Metal Oversized	Dispose of metal ones 30 cm or less in length as "Metal" and others as "Oversized."	7, 17
potty	Combustible Oversized	Dispose of ones that can be put in a bag and lifted with one hand as "Combustible." (Ceramic ones should be wrapped up in thick paper, etc. and put them in the center of a garbage bag to prevent danger.) Discard larger ones as "Oversized."	8, 17
power cord, power strip	Facilities	Bundle cords up to prevent them from tangling.	12
power-assisted bicycle	Oversized	Its batteries are not accepted.	17
pressure cooker	Metal Oversized	Dispose of ones 30 cm or less in length including handles as "Metal" and others as "Oversized."	7, 17
printer	Facilities Oversized	Remove ink cartridges and use "Facilities" for ones that are H:30 cm x W:40 cm x D:40 cm or smaller in size. Discard larger ones as "Oversized."	12, 17
pushcart	Oversized		17
PVC tarpaulin	Combustible Oversized	Discard up to two bags per disposal as "Combustible." (The weight should not be more than can be lifted with one hand.) Dispose of others as "Oversized."	8, 17
R			
rack	Oversized		17
racket (for tennis, badminton, etc.)	Combustible Oversized	Discard up to two bags per disposal as "Combustible." (The weight should not be more than can be lifted with one hand.) Dispose of others as "Oversized."	8, 17
radio, radio-cassette player	Facilities Oversized	Remove batteries before discarding. Use "Facilities" for ones that are H:30 cm x W:40 cm x D:40 cm or smaller in size. Discard larger ones as "Oversized."	12, 17
raincoat	Combustible		8
randoseru (schoolchild's satchel)	Combustible		8
raw garbage (scraps)	Combustible	Drain any excess liquid completely before discarding.	8
razor	Facilities	Wrap it up in thick paper, etc. to prevent danger and take it to city-designated collection facilities. (When discarding it as "Combustible," wrap it up in thick paper, etc. and put it in the center of a garbage bag to prevent danger.) Use "Facilities" for electric razors after removing batteries.	12

Item	Classification	Point for disposal	Related page
rear-projection television	Oversized		17
rechargeable battery	Facilities Dealer	Collection at "Facilities" is also available for the disposal of small rechargeable batteries (nickel-cadmium, nickel hydrogen, and lithium-ion batteries). Insulate the terminals before discarding.	12
record	Facilities		12
refillable container	Plastic Combustible	Rinse the insides. Dispose of ones with a "プラ" mark as "Plastic" and others as "Combustible."	5, 8
refrigerant	Combustible		8
refrigerator/freezer	Act		19
remote control	Facilities	Remove batteries before discarding.	12
rice bin	Oversized		17
rice cooker	Facilities Oversized	Remove batteries before discarding. Use "Facilities" for ones that are H:30 cm x W:40 cm x D:40 cm or smaller in size. Discard larger ones as "Oversized."	12, 17
rice scoop	Combustible	Dispose of metal ones as "Metal" and others as "Combustible."	8
rice-cake maker (for household use)	Facilities Oversized	Remove batteries before discarding. Use "Facilities" for ones that are H:30 cm x W:40 cm x D:40 cm or smaller in size. Discard larger ones as "Oversized."	12, 17
ride-on and play equipment for children (tricycle, bicycle, swing, etc.)	Oversized		17
rod	Metal Combustible Oversized	Dispose of metal ones 30 cm or less in length as "Metal" and others that are light enough to be lifted with one hand as "Combustible." Discard others as "Oversized."	7, 8, 17
roller skate, roller blade	Oversized		17
rope	Combustible		8
rubber band	Combustible		8
rubber product (rubber glove, rubber boot, etc.)	Combustible		8
rug	Oversized		17
ruler	Metal Combustible	Dispose of metal ones 30 cm or less in length as "Metal" and others as "Combustible."	8
rush mat	Oversized		17
S			
safe (fireproof safe)	Oversized	Consult with a dealer depending on the weight. Empty it before discarding.* Not accepted at the city's Incineration Plants. Apply for collection at Kyoto City Large Trash Collection Center.	17
sand	Combustible Oversized	Discard up to two bags per disposal as "Combustible." (The weight should not be more than can be lifted with one hand.) Dispose of others as "Oversized."	8, 17
sandal	Combustible		8
sandpaper	Combustible		8
sanitary item	Combustible		8
saw	Facilities	Wrap it up in thick paper to prevent danger and take it to city-designated collection facilities. (When discarding it as "Combustible," wrap it up in thick paper and put it in the center of a garbage bag to prevent danger.) Dispose of electric chain saws as "Oversized."	12
scanner	Facilities Oversized	Remove batteries before discarding. Use "Facilities" for ones that are H:30 cm x W:40 cm x D:40 cm or smaller in size. Discard larger ones as "Oversized."	12, 17
scissors	Facilities	Wrap them up in thick paper to prevent danger and take them to city-designated collection facilities. (When discarding them as "Combustible," wrap them up in thick paper and put them in the center of a garbage bag to prevent danger.)	12
screen door	Oversized		17
screw	Combustible	Wrap it up in thick paper and put it in the center of a garbage bag to prevent danger.	8
scrub brush	Combustible		8
sewing machine	Facilities Oversized	Use "Facilities" for ones that are H:30 cm x W:40 cm x D:40 cm or smaller in size. Discard larger ones as "Oversized."	12, 17

A

B

C

D

E

F

G

H

I

J

K

L

M

N

O

P

R

S

T

U

V

W

Item	Classification	Point for disposal	Related page	Item	Classification	Point for disposal	Related page
sheet	Facilities	Dispose of dirty ones as "Combustible." Discard up to two bags per disposal as "Combustible." (The weight should not be more than can be lifted with one hand.) Dispose of others as "Oversized."	12	storage shed, chest	Oversized		17
shelf (bookshelf, cupboard, etc.)	Oversized		17	stove	Facilities Oversized	Dispose of petroleum/kerosene stoves as "Oversized." Use "Facilities" for electric items that are H:30 cm x W:40 cm x D:40 cm or smaller in size. Discard larger ones as "Oversized."	12, 17
shichirin (small portable stove for cooking with charcoal)	Oversized		17	strainer	Metal Combustible Oversized	Dispose of metal ones 30 cm or less in length as "Metal" and others as "Combustible." Discard larger ones as "Oversized" and plastic items as "Combustible."	7, 8, 17
shoe, boot	Combustible Oversized	Discard up to two bags per disposal as "Combustible." (The weight should not be more than can be lifted with one hand.) Dispose of others as "Oversized."	8, 17	straw	Combustible	Discard its plastic outer package as "Plastic."	8
shogi board	Oversized		17	string (packing string)	Combustible		8
shoji (paper sliding door)	Oversized		17	stuffed toy	Combustible Oversized	Discard up to two bags per disposal as "Combustible." (The weight should not be more than can be lifted with one hand.) Dispose of others as "Oversized."	8, 17
shovel	Metal Combustible Oversized	Dispose of metal ones 30 cm or less in length as "Metal" and others that are light enough to be lifted with one hand as "Combustible." Discard others as "Oversized."	7, 8, 17	Styrofoam	Plastic Combustible	Dispose of product containers and cushioning materials as "Plastic" and others as "Combustible."	5, 8
sickle	Facilities	Wrap it up in thick paper, etc. to prevent danger and take it to city-designated collection facilities. (When discarding it as "Combustible," wrap it up in thick paper, etc. and put it in the center of a garbage bag to prevent danger.)	12	suit locker (made of nylon or fabric)	Oversized		17
sideboard	Oversized		17	suitcase	Oversized	Empty it before discarding.	17
skateboard	Oversized		17	swimming tube	Combustible		8
skewer	Combustible	Bamboo, plastic and metal items are all "Combustible." Wrap them up in thick paper, etc. and put them in the center of a garbage bag to prevent danger.	8	swing (for household use)	Oversized		17
ski gear	Oversized		17	T			
slipper	Combustible		8	tablet computer	Act Facilities	Refer to page 19 for ones with a PC recycling mark. Use "Facilities" for others.	12, 19
smartphone	Facilities	Some types are collected by carriers.	12	table-tennis table	Oversized		17
sneaker	Combustible		8	tableware	Facilities Metal Combustible	Use "Facilities" for ceramic ones (accepted by mobile collection services only). Dispose of metal ones as "Metal" and others as "Combustible."	7, 8, 12
snowboard	Oversized		17	tape recorder	Facilities	Remove batteries before discarding.	12
sock	Facilities	Dispose of ones with heavy or unremovable stains as "Combustible."	12	tatami	Oversized		17
sofa	Oversized		17	tea cup/bowl	Facilities Combustible Oversized	Use "Facilities" for ceramic ones (accepted by mobile collection services only). In the case of others, discard up to two bags per disposal as "Combustible." (The weight should not be more than can be lifted with one hand.) Dispose of others as "Oversized."	8, 12, 17
soil	Combustible Oversized	Discard up to two bags per disposal as "Combustible." (The weight should not be more than can be lifted with one hand.) Dispose of others as "Oversized."	8, 17	teapot	Facilities Combustible	Use "Facilities" for ceramic ones (accepted by mobile collection services only). Dispose of others as "Combustible."	8, 12
spatula	Metal Combustible	Dispose of metal ones as "Metal" and others as "Combustible."	7, 8	telephone directory	Paper	See pages 9-12 if you failed to return it.	9-12
speaker	Facilities Oversized	Remove batteries before discarding. Use "Facilities" for ones that are H:30 cm x W:40 cm x D:40 cm or smaller in size. Discard larger ones as "Oversized."	12, 17	telephone set (including fax machine)	Facilities Oversized	Remove batteries before discarding. Use "Facilities" for ones that are H:30 cm x W:40 cm x D:40 cm or smaller in size. Discard larger ones as "Oversized."	12, 17
sphygmomanometer	Facilities	Digital or mercury sphygmomanometers. Dispose of others as "Combustible."	12	telescope	Oversized		17
sponge	Combustible		8	television	Act		19
spoon	Metal Combustible	Dispose of metal ones as "Metal" and others as "Combustible."	7, 8	tent	Oversized		17
spray can	Metal	If gas is left inside, empty it outdoors where there is no fire. Do not make a hole in a spray can. Dispose of its plastic cap as "Plastic."	7	textbook	Paper	See pages 9-12 for how to discard.	9-12
stand (TV stand, telephone stand, stand for offered flowers, etc.)	Oversized		17	thermal paper (receipt, etc.)	Combustible	Discard as "Combustible" as they are unrecyclable.	8
stapler	Combustible	Dispose of the main body and staples as "Combustible."	8	thermometer	Facilities	Digital or mercury thermometers. Dispose of others as "Combustible."	12
stepladder	Oversized		17	thermos	Metal Oversized	Dispose of ones 30 cm or less in length as "Metal" and others as "Oversized."	7, 17
storage case	Combustible Oversized Paper	Dispose of plastic ones that can be put in a bag and lifted with one hand as "Combustible." Discard larger ones as "Oversized" and paper ones as "Paper."	8, 9-12, 17	thinner	Banned	Consult with a dealer. Mobile collection service is also available.	12, 19
				thumbtack	Combustible	Dispose of both metal and plastic ones as "Combustible." Wrap them up in thick paper, etc., and put them in the center of a garbage bag to prevent danger.	8
				tile	Oversized		17

- Combustible Combustible garbage
- Cans Cans, glass bottles and PET bottles
- Plastic Plastic containers and packages
- Metal Small metal objects and spray cans
- Oversized Oversized garbage*

- Facilities Collection services at city-designated facilities (Some items cannot be collected, depending on collection facilities. Refer to the recyclables collection map.) P12
- Paper Recyclable paper other than newspaper, cardboard and cartons P9 - 12
- Banned Not collected in Kyoto City
- Act Should be recycled under the Recycling Act P19
- Dealer Dealers have their own collecting routes

*It is not acceptable to break down or disassemble oversized garbage and discard it as combustibles. We appreciate your understanding and cooperation in the smooth operation of garbage collection and disposal.
*Collection services at Facilities are available (free of charge) for "small home appliances" that are H:30 cm x W:40 cm x D:40 cm or smaller in size.

Item	Classification	Point for disposal	Related page
timber	Combustible Oversized	Dispose of ones that can be put in a bag and lifted with one hand as "Combustible." (*Up to two bags per disposal.) Discard others as "Oversized."	8, 17
tire	Banned	Consult with a dealer.	20
toaster	Facilities Oversized	Remove batteries before discarding. Use "Facilities" for ones that are H:30 cm x W:40 cm x D:40 cm or smaller in size. Discard larger ones as "Oversized."	12, 17
toaster oven	Facilities Oversized	Use "Facilities" for ones that are H:30 cm x W:40 cm x D:40 cm or smaller in size. Discard larger ones as "Oversized."	12, 17
toilet seat	Oversized		17
toothbrush (excluding electric items)	Combustible		8
towel	Facilities	Dispose of ones with heavy or unremovable stains as "Combustible."	12
toxic substance (powerful drug)	Banned	Consult with a dealer.	20
toy (powered by electricity or battery)	Facilities Oversized	Remove batteries before discarding. Use "Facilities" for ones that are H:30 cm x W:40 cm x D:40 cm or smaller in size. Discard larger ones as "Oversized."	12, 17
trash box	Metal Combustible Oversized	Dispose of metal ones 30 cm or less in length as "Metal." Discard plastic ones that can be put in a bag as "Combustible." (The bag should be tied closed.) Discard others as "Oversized."	7, 8, 17
tray (for food)	Dealer Plastic		5
tricycle	Oversized		17
trimmed tree branch	Facilities Combustible Oversized	Bundle branches that are 50 cm or less in length and 10 cm or less in diameter. Put fallen leaves in a translucent bag. A mobile collection service is available for waste of 20 kg or less in weight. A recycling collection service as a model project is available for up to two bags or two bundles per disposal (The weight should not exceed the limit that can be managed by one hand.) Discard other items as "Oversized" and small amounts as "Combustible."	8, 12, 17
trouser press	Oversized		17
trumpet	Oversized		17
trunk	Oversized		17
tube (container)	Plastic Combustible	Rinse the insides. Discard as "Combustible" if stains cannot be removed. Dispose of ones used for home medical care as "Combustible." * Be sure to return equipment with needles such as injectors to the medical institution, etc. where they were provided.	5, 8
tube of shoe polish	Combustible	Since stains cannot be removed, discard it as "Combustible."	8
Tupperware	Combustible		8
U			
umbrella	Combustible Oversized	Discard up to two umbrellas per bag as "Combustible." Dispose of others as "Oversized" (up to 20 umbrellas per disposal).	8, 17
umbrella stand	Oversized		17
underwear	Facilities Combustible	Dispose of ones with heavy or unremovable stains as "Combustible."	8, 12
unicycle	Oversized		17
USB memory stick	Facilities		12
used clothing	Facilities	Dispose of ones with heavy or unremovable stains as "Combustible."	12
used tea leaves	Combustible		8
V			
vacuum cleaner	Facilities Oversized	Remove batteries before discarding when possible. Use "Facilities" for items whose main body is H:30 cm x W:40 cm x D:40 cm or smaller in size. Discard larger ones as "Oversized."	12, 17
vase	Combustible Oversized	Dispose of ones including ceramics that are light enough to be lifted with one hand as "Combustible." Wrap them up in thick paper, etc. and put them in the center of a garbage bag to prevent danger. Discard others as "Oversized."	8, 17

Item	Classification	Point for disposal	Related page
ventilating fan	Facilities Oversized	Use "Facilities" for ones that are H:30 cm x W:40 cm x D:40 cm or smaller in size. Discard larger ones as "Oversized."	12, 17
video camera	Facilities	Remove batteries before discarding.	12
video tape	Facilities	Cases with tapes inside are also accepted. Do not take cases only to collection facilities. (Discard them as "Combustible.")	12
videocassette recorder	Facilities Oversized	Use "Facilities" for ones that are H:30 cm x W:40 cm x D:40 cm or smaller in size. Discard larger ones as "Oversized."	12, 17
W			
wagon (for kitchen)	Oversized		17
walking stick	Combustible Oversized	Dispose of ones that can be put in a bag and lifted with one hand as "Combustible." Discard others as "Oversized."	8, 17
wallpaper	Combustible Oversized	Discard up to two bags per disposal as "Combustible." (The weight should not be more than can be lifted with one hand.) Dispose of others as "Oversized."	8, 17
washcloth	Facilities	Dispose of ones with heavy or unremovable stains as "Combustible."	12
washing machine	Act		19
waste cooking oil for deep-frying	Facilities	Limited to plant-derived oil. Concerning animal fat such as lard, absorb it into paper and discard as "Combustible."	12
waste oil (machine oil)	Banned	Consult with a dealer. Mobile collection service is also available (up to 20 liters).	12, 20
water bottle	Metal Combustible	Dispose of metal ones 30 cm or less in length as "Metal" and others as "Combustible."	7, 8
water heater	Facilities Oversized	Use "Facilities" for portable electric ones (electric kettles) that are H:30 cm x W:40 cm x D:40 cm or smaller in size. Discard larger ones as "Oversized."	12, 17
water pot	Combustible Oversized	Refer to "electric pot" for electric types. If it is light enough to be lifted with one hand and its garbage bag can be tied closed, discard it as "Combustible." Dispose of others as "Oversized."	8, 17
water purifier	Oversized		17
watering can	Metal Combustible Oversized	Dispose of metal ones 30 cm or less in length as "Metal" and larger ones as "Oversized." Discard plastic ones as "Combustible."	7, 8, 17
water-purifying cartridge	Combustible	Drain any excess liquid before discarding.	8
wax	Banned	Consult with a dealer. Mobile collection service is also available.	12, 20
weight scale (bathroom scale)	Facilities Oversized	Remove batteries before discarding. Use "Facilities" for ones that are H:30 cm x W:40 cm x D:40 cm or smaller in size. Discard larger ones as "Oversized."	12, 17
wheel	Banned	Consult with a dealer.	20
whetstone	Combustible		8
wine cellar	Act		19
wire	Combustible	Wrap it up in thick paper, etc. and put it in the center of a garbage bag to prevent danger.	8
wireless equipment	Facilities Oversized	Remove batteries before discarding. Use "Facilities" for ones that are H:30 cm x W:40 cm x D:40 cm or smaller in size. Discard larger ones as "Oversized."	12, 17
wood panel	Oversized		17
wooden items	Combustible Oversized	Dispose of ones that can be put in a bag and lifted with one hand as "Combustible." (Up to two bags per disposal.) Discard others as "Oversized."	8, 17
wooden sword	Oversized		17
word processor	Facilities Oversized	Use "Facilities" for ones that are H:30 cm x W:40 cm x D:40 cm or smaller in size. Discard larger ones as "Oversized."	12, 17
wrapping paper	Paper	See pages 9-12 for how to discard.	9-12
wristwatch	Facilities	Remove batteries before discarding when possible.	12

A

B

C

D

E

F

G

H

I

J

K

L

M

N

O

P

R

S

T

U

V

W

Contact information

North Ward Beautification Office

(In charge of Kita Ward and Kamigyo Ward)

17-3 Kamigamo-Maeda-cho, Kita-ku TEL. 075-724-8881

West Ward Beautification Office

(In charge of Ukyo Ward and the area on the west side of Horikawa-dori in Nakagyo Ward)

57-1 Saiin-Nishikaigawa-cho, Ukyo-ku TEL. 075-882-5787

Nakagyo Counter for Ecological Activities

(1st floor of Nakagyo Ward Office) TEL. 075-366-0180

*In charge of the entire area of Nakagyo Ward

Ukyo Counter for Ecological Activities

(1st floor of Ukyo Ward Office) TEL. 075-366-0190

Nishikyo Ward Beautification Office

(In charge of Nishikyo Ward)

37 Katagihara-Hakaridani-cho, Nishikyo-ku TEL. 075-391-5983

Nishikyo Counter for Ecological Activities

(2nd floor of Nishikyo Ward Office) TEL. 075-366-0192

Rakusai Counter for Ecological Activities

(2nd floor of Rakusai Ward Branch Office) TEL. 075-366-0194

South Ward Beautification Office

(In charge of Minami Ward, Higashiyama Ward and Shimogyo Ward)

50 Nishikyo-Morimoto-cho, Minami-ku TEL. 075-681-0456

Higashiyama Counter for Ecological Activities

(2nd floor of Higashiyama Ward Office) TEL. 075-366-0182

Shimogyo Counter for Ecological Activities

(1st floor of Shimogyo Ward Office) TEL. 075-366-0186

Minami Counter for Ecological Activities

(1st floor of Minami Ward Office) TEL. 075-366-0188

Kita Counter for Ecological Activities

(2nd floor of Kita Ward Office) TEL. 075-366-0155

Kamigyo Counter for Ecological Activities

(1st floor of Kamigyo Ward Office) TEL. 075-366-0776

East Ward Beautification Office

(In charge of Sakyo Ward and the area on the east side of Horikawa-dori in Nakagyo Ward)

34-3 Takano-Nishibiraki-cho, Sakyo-ku TEL. 075-722-4345

Sakyo Counter for Ecological Activities

(2nd floor of Sakyo Ward Office) TEL. 075-366-0821

Center for Clean Life Environment

62-1 Nishikyo-Morimoto-cho, Minami-ku

- Collection of oversized garbage, and dead animals such as dogs and cats

TEL.075-691-9376

- Collection of human excrement, etc.

(Register, etc.) TEL.075-691-4437

(Collection) TEL.075-681-5361

Yamashina Ward Beautification Office

(In charge of Yamashina Ward and Daigo area of Fushimi Ward)

3 Ono-Yumiden-cho, Yamashina-ku TEL. 075-573-2457

Yamashina Counter for Ecological Activities

(1st floor of Yamashina Ward Office) TEL. 075-366-0184

Daigo Counter for Ecological Activities

(2nd floor of Daigo Ward Branch Office) TEL. 075-366-0311

Fushimi Ward Beautification Office

(In charge of Fushimi Ward) *Excluding Daigo area

447 Yokooji-Senryomatsu-cho, Fushimi-ku

TEL. 075-601-7161

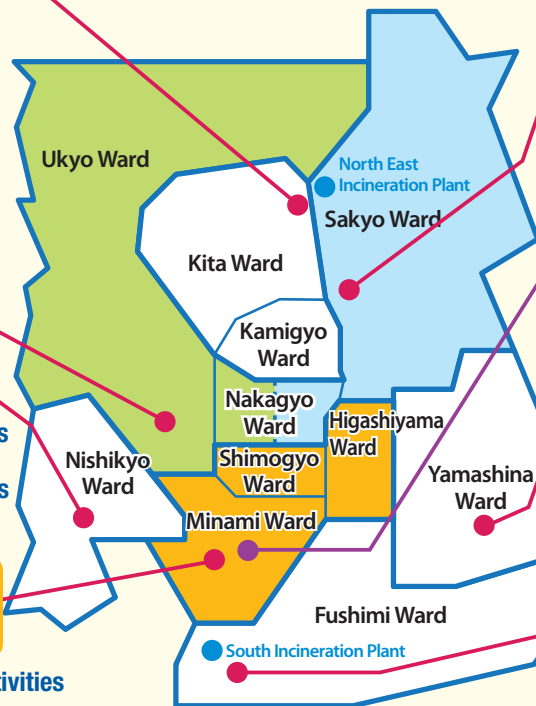
Fushimi Counter for Ecological Activities

(1st floor of Fushimi Ward Office) TEL. 075-366-0196

Fukakusa Counter for Ecological Activities

(1st floor of Fukakusa Ward Branch Office) TEL. 075-366-0198

*For inquiries about garbage collection and transport, contact a relevant Beautification Office.



Contact information for inquiries regarding oversized garbage

Application Toll free ☎ 0120-100-530

Application from cell phones Chargeable call TEL. 0570-000-247

Inquiries about oversized garbage other than the above
Center for Clean Life Environment TEL. 075-691-9376

Contact information for inquiries regarding dead animals such as dogs and cats (including wild animals)

Application Toll free ☎ 0120-100-921

Application from cell phones Chargeable call TEL. 0570-000-614

Inquiries about dead animals other than the above
Center for Clean Life Environment TEL. 075-691-9376

Related sections of the Environmental Policy Bureau

Waste Reduction Promotion Section TEL. 075-213-4930

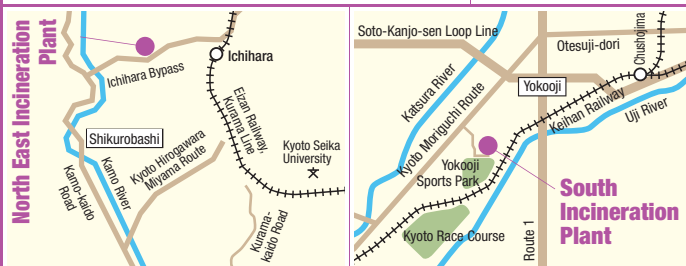
City Beautification Section TEL. 075-213-4960

Facility Management Section TEL. 075-212-9820

Contact information for inquiries regarding carrying in garbage

North East Incineration Plant TEL. 075-741-1003

South Incineration Plant TEL. 075-611-5362



North East Incineration Plant
Add: 1339 Shizuichi-Ichihara-cho, Sakyo-ku

South Incineration Plant
Add: 29 Yokooji-Hattanda, Fushimi-ku

Reception hours Monday-Friday; and also on the second and the fourth Saturdays of the month
9:00 a.m. - Noon, 1:00 p.m. - 4:30 p.m.
*Open on national holidays

Holidays Sundays, First, third and fifth Saturdays of the month



Kyoto City waste reduction, separation and recycling general information site

Kyoto Kogomi Net <http://kyoto-kogomi.net>



Waste reduction by half campaign, Kyoto City
Kogomi App.



The above contact information is as of March 2019 and is subject to change.
If you cannot get through, please contact Kyoto Itsudemo Call.



Kyoto Itsudemo Call TEL. 075-661-3755 FAX. 075-661-5855 8:00 a.m. - 9:00 p.m. (Open seven days a week year-round)

